



Tasmanian
Electoral Commission

Tasmania

**Local
Government
Election Report
2007**

Contents

Introduction.....	3
Statewide election statistics	
Return of postal votes	10
Council response rate in order of enrolment	12
Percentage response rate by age group and gender.....	14
Validation of declaration envelopes	16
Break up of declarations rejected.....	17
Informal ballot paper survey	18
Ballot papers admitted and formality	20
Break up of postal votes.....	22
Council election outcomes	
Councillors, Mayors & Deputy Mayors as at November 2007	23
Casual Vacancies	31
Elector Polls since the 2005 elections.....	35
Attachments	
Examples of the items comprising a postal ballot pack	37
Press advertisements.....	43

Introduction

This report provides a summary and analysis of the 2007 Tasmanian local government elections conducted in accordance with the *Local Government Act 1993*.

The structure of this report is similar to previous years. The main report contains general information on the elections, statewide statistics, a summary of all mayors, deputy mayors, councillors and examples of election material, but will not include detailed election results for each council.

A separate 2007 election report booklet has been produced for each council. Each booklet includes a report for the particular council, including a graph displaying the number of first preference votes received by each candidate, the distribution of preferences in tabulated form and a list of all candidates contesting the 2007 elections, and by-elections held since October 2005.

Background

Tasmania's biennial local government elections were held in October 2007.

Elections were held in all 29 municipal areas for the positions of mayor, deputy mayor and half the councillor positions, together with by-elections for 10 casual vacancies.

A total of 307 candidates nominated for a total of 149 councillor positions, 54 candidates nominated for 29 mayoral positions and 83 candidates nominated for 29 deputy mayoral positions.

As only one candidate was nominated for each of the vacancies, polls were not required for—

- Mayors of Break O'Day, Brighton, Central Coast, King Island, Latrobe, Northern Midlands, Southern Midlands, Waratah-Wynyard, West Coast and West Tamar councils, and
- Deputy Mayors of Dorset, Flinders, Glamorgan-Spring Bay, King Island, Latrobe, Sorell and Southern Midlands councils.

The next biennial elections are scheduled for October 2009.

The Tasmanian Electoral Commission (TEC) provided a candidate information booklet for the 2007 elections that provided practical information on such matters as nomination, advertising, voting and scrutineers. An information booklet for printers, publishers and broadcasters was also available, providing practical information for the media and those who produce election campaign material. Copies of both booklets are available from the TEC or the TEC website at www.electoral.tas.gov.au.

Amendments to the *Local Government Act 1993*

Prior to the 2007 elections, a number of amendments were made to the *Local Government Act 1993*—

- **Councillor resignations:** Section 47 has been amended to enable a councillor to give notice in the month prior to the notice of election of his or her intention to resign, effective from the issue of the forthcoming certificate of election. In this event, the resulting vacancy will be filled by a by-election at the forthcoming elections. This amendment is intended to ensure that councils can continue with a workable number of members, while allowing councillors resigning mid-term to be replaced at the periodic councillor election.
- **Electoral Advertising Return:** Candidates' electoral advertising returns must now be lodged within 45 days after the date of the certificate of election (formerly 90 days).
- **Electoral advertising and bribery and undue influence:** Section 311 has been amended to include that it is an offence, during the prescribed period, to "keep on display" electoral advertising that does not contain the name and address of the responsible person.

Section 278 now provides that it is an offence, within the relevant period, for a person to print, publish, display, broadcast or distribute any electoral advertising that refers to the offering, promising or giving by a candidate or intending candidate of a gift, donation or prize to or for any specific club, association or body or to or for clubs, associations or bodies generally.

Further, under section 314 it is an offence for a candidate or intending candidate to directly or indirectly offer a promise or a gift, donation or prize to a group, club or organisation or to or for clubs, associations or bodies generally during the relevant period. It is a defence for the person charged to show that gifts, donations or prizes similar in nature and in amount or value are regularly given by that person to the specific club, association or body.

Conduct of elections

These were the seventh biennial elections held under the *Local Government Act 1993*, previous elections having been held in 1994, 1996, 1999, 2000, 2002 and 2005.

The Act provides that the Electoral Commissioner (Commissioner) is responsible for the supervision of elections, and is to undertake some specific tasks such as the production of ballot papers, forms and both statutory and public awareness advertising. It also requires that the Commissioner approve some forms and procedures and appoint returning officers.

The 2007 were the first elections where the TEC was requested to take full responsibility for the conduct of all council elections, as Flinders Council did not appoint its own returning officer. Australian Electoral Commission (AEC) staff were appointed as returning officers under a contractual arrangement.

Postal voting

The *Local Government Act 1993* introduced universal postal voting as an option for council elections. Following successful postal voting trials in 1994 and 1996, the Act was amended in December 1998 to require all future elections to be conducted by postal ballot.

The 3-envelope system was again used in 2007 to ensure the secrecy and security of the ballot. This system involves an outer window face envelope, a reply paid envelope and a ballot paper security envelope with an extended perforated flap for voter details and signature. This information is required to verify that only eligible electors vote.

In addition to the above envelopes, the postal ballot pack included the ballot paper(s), and an information brochure containing voting instructions and candidate statements.

Sample ballot material is reproduced at the back of this report.

Enrolment

People who were on the State electoral roll for an address within the municipal area were automatically enrolled on the local government roll for that area.

Others who owned or occupied land in a municipal area but who were not eligible to be on the State electoral roll for that area were entitled to apply to enrol on the general manager's roll.

Corporate bodies who owned or occupied land in the municipal area were also entitled to nominate a representative to the general manager's roll.

A total of 357,091 electors were enrolled in the 29 councils at the close of rolls at 6pm on 20 September. These comprised 347,831 (97.41%) from the State roll and 9,260 (2.59%) from general managers' rolls.

In the period 16–19 October, all electors received postal ballot packs in the mail.

Enrolment statistics for each council are shown in this report.

Election timetable

Notice of election published	Saturday 15 September
Electoral rolls closed	6 pm Thursday 20 September
Nomination open	9 am Monday 17 September
Nominations closed	12 noon Monday 1 October
Nominations announced	12 noon Tuesday 2 October
Ballot material received by electors	16–19 October
Polling period	16–30 October
Close of poll	10 am Tuesday 30 October
Results finalised	30 October–2 November

Public awareness & statutory advertising

The *Local Government Act 1993* provides that the Commissioner may promote public awareness and understanding of elections, and encourage enrolment and voting. A statewide advertising campaign was conducted by television, radio and newspapers to create awareness of the elections and encourage participation in the postal voting system.

Regular press releases gave progressive updates on the number of ballot papers returned for all councils. Electoral officers were available for interviews.

Under the Act, the Commissioner is also required to place prominent statutory advertisements in newspapers to advertise election dates, call nominations, list candidates, notify ballots where required, and to advertise the results of ballots conducted.

As at previous elections, the TEC provided a freecall telephone enquiry service. In addition, information was available on the TEC website at www.electoral.tas.gov.au. The availability of the freecall service and the website were promoted extensively in our advertising campaign, and appeared on information brochures sent to each elector with ballot papers.

Electoral system

Voting in Tasmanian local government elections is not compulsory.

All elections for councillor positions are conducted using a system based on the Hare-Clark method of proportional representation used in Tasmanian House of Assembly elections.

Under the Hare-Clark electoral system, ballot papers are distributed at either full or fractional transfer values. Due to the relatively small number of electors in some local government elections all votes are calculated to 2 decimal places to reduce the loss of votes by fraction. The introduction of amalgamated transfers in 1998 has made this issue less significant.

The Robson rotation system is used to rotate the order in which candidate names appear on ballot papers for councillor, mayoral and deputy mayoral elections.

Mayors and deputy mayors of all councils are popularly elected in conjunction with councillor elections. These elections are conducted using a preferential electoral system similar to that used for Tasmanian Legislative Council and federal House of Representatives elections.

Councillor scrutinies were conducted utilising the 'HC Auto' computerised scrutiny sheet to improve the efficiency and accuracy of the count. This system was developed in Tasmania and has been used successfully at Local Government and House of Assembly elections since 1996.

Tally-room & election results

A state tally-room was set up in the Hound and Horse Bar at Tattersalls Park in Glenorchy and operated from 6 pm until 11pm on Tuesday 30 October. Provisional first preference results for all positions and the distribution of preferences for mayoral positions were progressively displayed on tally boards throughout the evening.

The media, candidates and the general public were all invited to attend this event. It provided an opportunity for candidates to give media interviews, and a venue for the local government community to discuss results as they became available.

Results were posted on the TEC website. Results were also available from the TEC, returning officers and council offices from Wednesday 31 October.

The majority of election scrutines were completed on Wednesday 31 October, with the more complex scrutines being completed on Friday 2 November. The actual time required for each scrutiny varied considerably and was largely dependent on the numbers of positions vacant and candidates contesting the election. Central Coast Council votes had to be recounted due to a technical error while the Glamorgan-Spring Bay Council mayoral election was recounted upon request of one of the candidates.

Andrew Taylor was elected deputy mayor of George Town but was unable to accept the position as he was not elected as a councillor.

TEC website—www.electoral.tas.gov.au

Progressive results were posted on the web as they became available from 6.00pm on Tuesday 30 October. In nearly all councils the results were posted within 15 minutes. The TEC website includes information on current and past local government elections.

Cost of elections

The average cost per elector increased from \$3.28 to \$3.39, an increase of 3.35% over the 2005 elections, and well within the CPI increase over the 2 years. The actual cost varied, due mainly to the number of candidates which affects the complexity of the scrutiny and the size of candidate statement brochures. The percentage return of ballot papers and the number of electors also affect the relative cost. Since the 2005 elections, the elector population has increased by about 2.3% across Tasmania, which increases the actual total cost to councils.

While savings were made in some areas, increases occurred in the labour intensive tasks of opening envelopes and removing ballot papers and the scrutiny. This was due to improved scrutiny centres, extra staff to provide additional quality assurance and improve the flow of results, and salary increases above CPI. Returning officer costs were higher due to increased contractual charges by the Australian Electoral Commission.

Response rate

57.43% of local government electors across the state returned their vote at the 2007 elections. This compares with 55.00% in 1994, 59.48% in 1996, 55.66% in 1999, 57.78% in 2000, 57.86% in 2002 and 58.52% in 2005.

A number of factors influence the response rate. These include the number of positions vacant, the number of candidates contesting the elections and local issues at the time. Smaller councils also continue to show higher response rates as demonstrated on the graph on page 12. Also in 2007, a federal election was called just prior to local government polling period which resulted in less attention on council elections than there would have been had a federal campaign not been called.

Casual vacancies

A casual councillor vacancy is filled (where possible by recount) unless the vacancy occurs within 6 months of a forthcoming election. A candidate elected at a recount serves until the next council election.

If a recount is not possible, a by-election is held—with the candidate elected to serve for the remainder of the term of office of the original councillor.

If a vacancy occurs within 6 months of a forthcoming council election, the vacancy is filled by a by-election held in conjunction with the council election.

Thirty-one casual vacancies occurred between the 2005 and 2007 elections. Nineteen vacancies were filled by recount; two through by-elections, and ten were filled at the 2007 elections as they occurred in the last six months prior to the 2007 elections. A summary of recounts and by-elections appears on pages 32 and 33 of this report.

Elector polls

A council may hold an elector poll on any issue it determines. It may also be required to hold an elector poll following a process requiring petitions signed by at least 5% or 1000 of the electors in the municipal area, whichever is the lesser (as set out in Part 6 of the *Local Government Act 1993*).

A council is not bound by the result of an elector poll.

The Hobart City Council requested an elector poll be conducted in conjunction with the 2007 elections. The result of the poll appears on page 36 of this report.

Structure of this report

Statewide Election Statistics—this section provides statistics for all councils at the various stages of the postal voting system, including an informal ballot paper survey.

Councillors, Mayors & Deputy Mayors following the October 2007 general elections—this section lists the names of the mayors, deputy mayors and councillors of all councils and their term of office.

Casual Vacancies—this section includes a summary of all recounts and by-elections since the October 2005 elections.

Elector Polls since the 2005 elections—this section includes results of the Hobart City Council elector poll.

Examples of items comprising a postal ballot pack—this section include examples of ballot and advertising material used.

Examples of print advertising—this section includes copies of all press advertisements used in the ‘Your council vote counts’ election advertising campaign.

Statistical information in electronic form

The statistical information contained in this report can also be provided by the TEC in electronic form from the website www.electoral.tas.gov.au.

Acknowledgment

I would like to thank the following people and organisations—

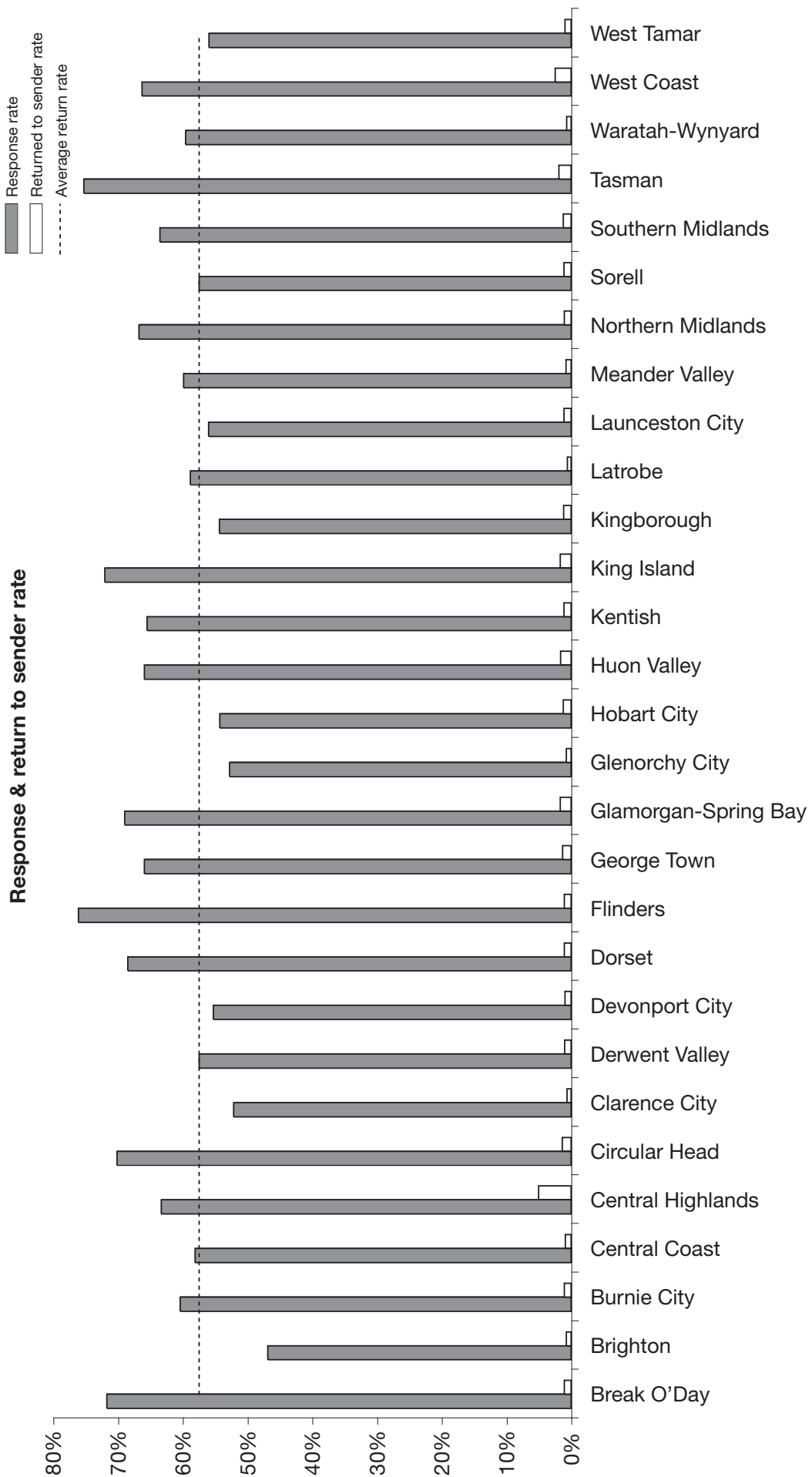
- The general managers and staff of the 29 councils for their cooperation.
- Australia Post for their assistance and ready cooperation in the secure and timely delivery and return of ballot material.
- The Printing Authority of Tasmania for providing ballot material so promptly and professionally.
- The media in Tasmania for their interest in and promotion of the democratic process in general and these local government elections in particular.
- The Australian Electoral Commission for providing returning officers and scrutiny staff.
- The Tasmanian Electoral Commission team for their professionalism, hard work and support.

Bruce Taylor

ELECTORAL COMMISSIONER

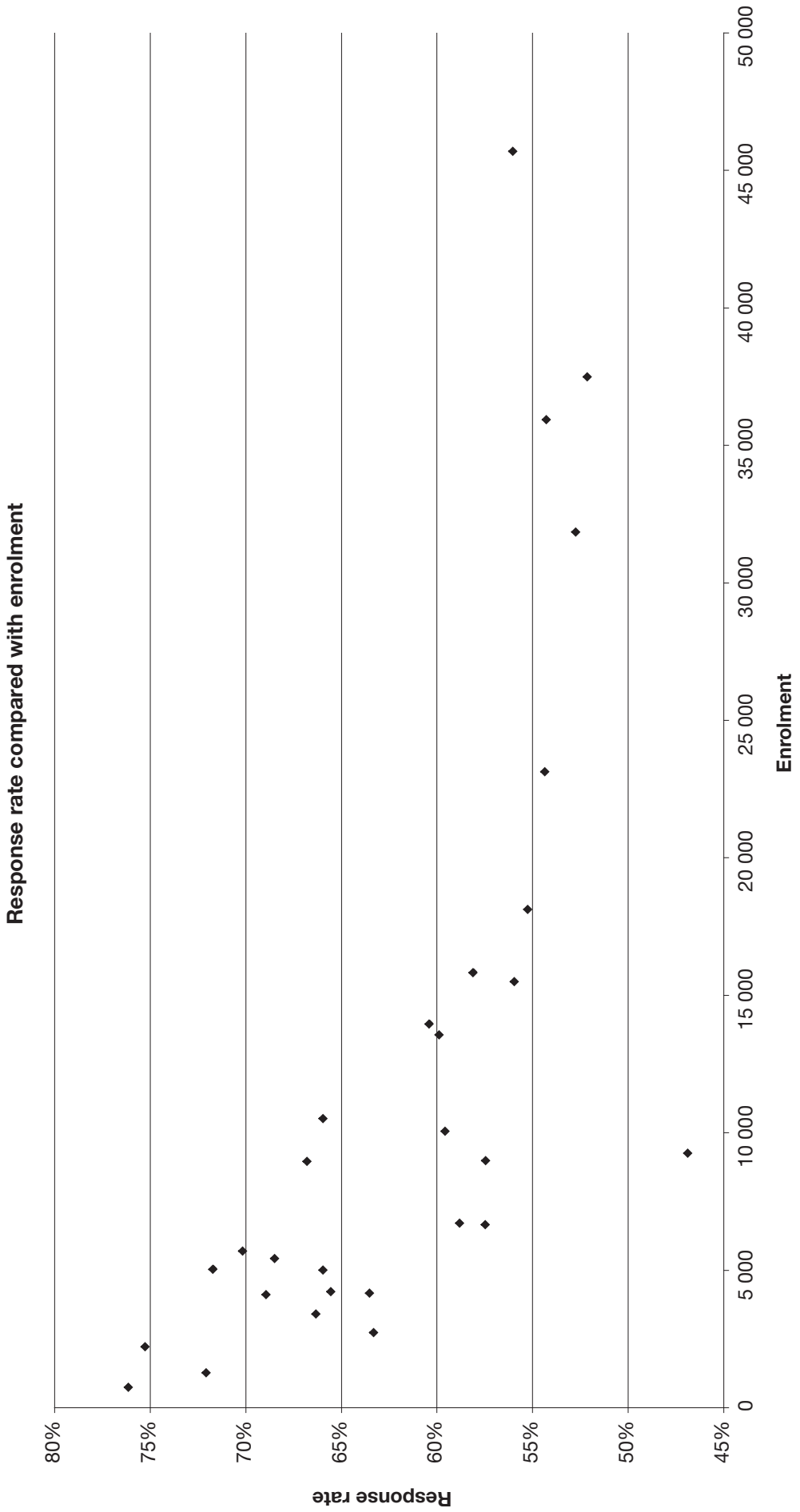
April 2008

Statewide Election Statistics



Stage 1: Return of postal votes

Council	Electors enrolled	Declarations returned	Response rate	Returned to sender	Returned to sender rate	Late returns
Break O'Day	5 065	3 631	71.69%	52	1.03%	60
Brighton	9 280	4 347	46.84%	68	0.73%	119
Burnie City	13 986	8 444	60.37%	145	1.04%	185
Central Coast	15 856	9 210	58.09%	143	0.90%	192
Central Highlands	2 756	1 744	63.28%	138	5.01%	78
Circular Head	5 721	4 012	70.13%	77	1.35%	67
Clarence City	37 517	19 547	52.10%	239	0.64%	502
Derwent Valley	6 688	3 841	57.43%	65	0.97%	100
Devonport City	18 154	10 026	55.23%	171	0.94%	225
Dorset	5 456	3 735	68.46%	57	1.04%	80
Flinders	774	589	76.10%	8	1.03%	16
George Town	5 035	3 319	65.92%	66	1.31%	53
Glamorgan-Spring Bay	4 146	2 857	68.91%	70	1.69%	72
Glenorchy City	31 872	16 802	52.72%	227	0.71%	407
Hobart City	35 969	19 509	54.24%	441	1.23%	506
Huon Valley	10 544	6 951	65.92%	168	1.59%	141
Kentish	4 256	2 788	65.51%	46	1.08%	100
King Island	1 305	940	72.03%	22	1.69%	39
Kingborough	23 161	12 584	54.33%	269	1.16%	347
Latrobe	6 734	3 959	58.79%	38	0.56%	113
Launceston City	45 717	25 598	55.99%	503	1.10%	357
Meander Valley	13 586	8 132	59.86%	105	0.77%	143
Northern Midlands	8 994	6 004	66.76%	96	1.07%	84
Sorell	9 015	5 177	57.43%	97	1.08%	143
Southern Midlands	4 191	2 661	63.49%	51	1.22%	75
Tasman	2 252	1 694	75.22%	42	1.87%	21
Waratah-Wynyard	10 088	6 006	59.54%	69	0.68%	130
West Coast	3 444	2 283	66.29%	84	2.44%	63
West Tamar	15 529	8 684	55.92%	147	0.95%	174
State total	357 091	205 074	57.43%	3 704	1.04%	4 592
Late returns—State Total	4 592					
	(1.29%)					



Councils response rate in order of enrolment

Council	Electors enrolled	House of Assembly electors	General Manager enrolment	Declarations returned	Response rate
Flinders	774	667	107	589	76.10%
King Island	1 305	1 182	123	940	72.03%
Tasman	2 252	1 738	514	1 694	75.22%
Central Highlands	2 756	1 685	1 071	1 744	63.28%
West Coast	3 444	3 378	66	2 283	66.29%
Glamorgan-Spring Bay	4 146	3 288	858	2 857	68.91%
Southern Midlands	4 191	4 116	75	2 661	63.49%
Kentish	4 256	4 142	114	2 788	65.51%
George Town	5 035	4 644	391	3 319	65.92%
Break O'Day	5 065	4 568	497	3 631	71.69%
Dorset	5 456	5 204	252	3 735	68.46%
Circular Head	5 721	5 499	222	4 012	70.13%
Derwent Valley	6 688	6 577	111	3 841	57.43%
Latrobe	6 734	6 669	65	3 959	58.79%
Northern Midlands	8 994	8 855	139	6 004	66.76%
Sorell	9 015	8 805	210	5 177	57.43%
Brighton	9 280	9 232	48	4 347	46.84%
Waratah-Wynyard	10 088	9 905	183	6 006	59.54%
Huon Valley	10 544	10 087	457	6 951	65.92%
Meander Valley	13 586	13 479	107	8 132	59.86%
Burnie City	13 986	13 808	178	8 444	60.37%
West Tamar	15 529	15 359	170	8 684	55.92%
Central Coast	15 856	15 784	72	9 210	58.09%
Devonport City	18 154	17 882	272	10 026	55.23%
Kingborough	23 161	22 844	317	12 584	54.33%
Glenorchy City	31 872	31 597	275	16 802	52.72%
Hobart City	35 969	34 495	1 474	19 509	54.24%
Clarence City	37 517	37 131	386	19 547	52.10%
Launceston City	45 717	45 211	506	25 598	55.99%
State total	357 091	347 831	9 260	205 074	57.43%

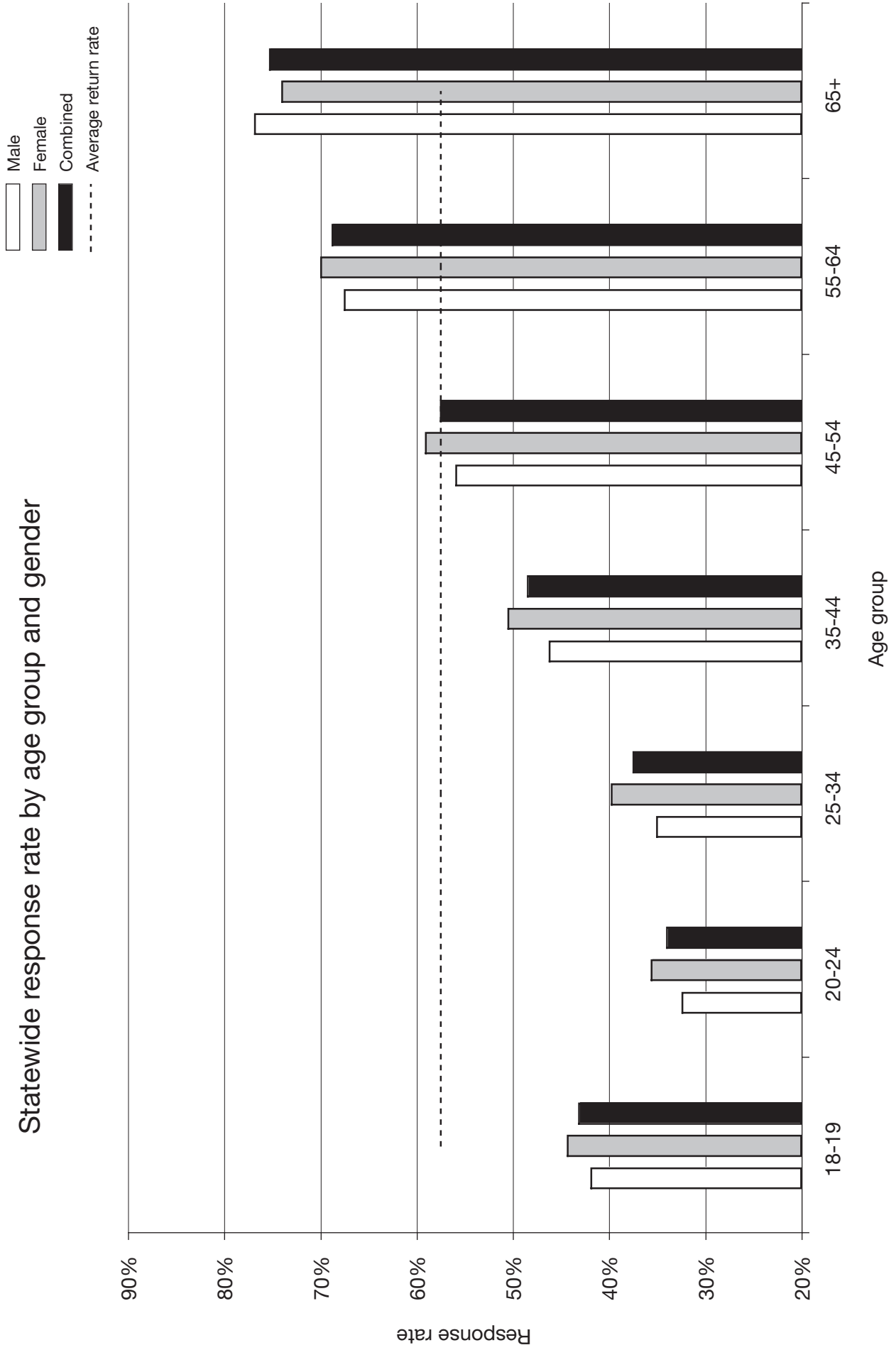
Percentage response rate by age group and gender

NB. These percentages reflect only House of Assembly electors and not those on the General Manager's roll.

Council	18-19		20-24		25-34		35-44		45-54		55-64		65+							
	Male	Female	Male	Female	Male	Female	Male	Female	Male	Female	Male	Female	Male	Female						
	Combined	Combined	Combined	Combined	Combined	Combined	Combined	Combined	Combined	Combined	Combined	Combined	Combined	Combined						
Break O'Day	45.71	41.51	43.80	53.68	48.15	44.57	52.08	48.92	59.18	59.02	59.10	68.67	72.12	70.34	74.19	81.02	77.53	81.12	79.74	80.45
Brighton	39.04	40.88	28.09	27.93	28.00	32.72	33.04	32.89	37.66	40.54	39.17	48.45	51.01	49.78	59.97	62.43	61.22	72.96	69.32	71.12
Burnie City	42.11	43.20	33.93	33.07	33.47	36.69	42.42	39.70	49.84	54.75	52.35	62.73	64.56	63.69	69.15	75.38	72.28	79.89	78.58	79.16
Central Coast	43.29	44.19	29.17	33.40	31.28	35.20	42.49	38.99	43.62	51.41	47.72	54.06	58.09	56.13	67.82	69.09	68.46	74.76	74.28	74.50
Central Highlands	61.11	58.62	59.57	57.45	49.48	49.09	63.33	55.50	63.89	64.71	64.29	60.11	67.58	63.84	74.02	80.12	76.71	81.22	81.33	81.27
Circular Head	53.57	58.82	56.21	51.12	50.78	50.25	56.19	53.25	59.44	65.15	62.43	70.58	76.15	73.31	76.83	81.28	78.90	85.14	84.46	84.79
Clarence City	36.51	39.43	38.04	29.00	32.36	29.61	31.61	30.67	38.29	41.84	40.18	47.94	50.68	49.36	61.92	62.99	62.47	76.08	73.31	74.51
Derwent Valley	44.44	49.45	47.09	40.41	40.98	36.05	36.90	36.48	41.71	48.81	45.40	56.63	62.95	59.72	67.80	69.40	68.58	76.73	77.64	77.21
Devonport City	38.08	35.82	36.94	24.84	31.29	30.46	37.61	34.18	42.97	48.72	46.03	53.17	55.93	54.59	67.02	68.59	67.85	76.46	69.30	72.38
Dorset	46.99	52.38	49.70	40.91	51.35	52.02	57.43	54.62	56.02	64.97	60.72	64.47	69.05	66.73	76.60	75.33	75.97	78.99	78.34	78.65
Flinders	n/a	n/a	26.67	70.59	50.00	70.97	72.22	71.64	60.87	70.59	65.98	76.74	71.43	74.50	85.56	84.21	84.94	83.33	89.33	86.39
George Town	48.28	48.44	48.36	39.77	41.82	35.71	43.47	40.00	55.40	60.75	58.08	63.25	65.45	64.32	75.89	80.81	78.34	82.13	78.85	80.50
Glamorgan-Spring Bay	60.00	52.94	55.93	37.50	46.77	41.03	50.65	45.81	61.09	62.98	62.06	68.62	72.29	70.53	75.47	75.52	75.50	77.35	77.70	77.51
Glenorchy City	38.36	43.27	40.98	30.99	35.08	30.51	33.83	32.24	41.00	45.62	43.39	49.58	53.39	51.59	60.32	64.91	62.78	75.11	71.63	73.11
Hobart City	37.79	42.20	40.13	30.43	34.16	34.89	40.48	37.74	47.29	49.98	48.70	56.61	58.05	57.36	64.48	65.03	64.76	72.24	70.50	71.25
Huon Valley	54.23	57.64	55.94	42.52	43.42	42.05	48.68	45.49	58.28	61.79	60.11	63.52	67.50	65.48	73.83	78.03	75.88	78.98	79.17	79.07
Kentish	55.00	54.29	54.62	39.37	46.90	42.13	51.27	47.11	52.86	57.89	55.48	60.80	68.55	64.53	73.00	77.00	75.00	83.54	83.97	83.74
King Island	83.33	75.00	79.17	44.12	45.45	51.09	52.31	51.59	60.75	64.29	62.56	69.57	85.48	77.82	80.17	81.63	80.84	81.56	85.12	83.21
Kingborough	40.65	44.94	42.75	32.90	39.39	32.14	38.23	35.33	44.39	47.41	46.00	51.63	55.46	53.66	65.31	66.57	65.95	72.39	69.45	70.77
Latrobe	43.96	52.17	48.09	35.10	38.34	42.42	39.91	41.10	46.07	52.75	49.47	50.63	55.98	53.33	61.53	69.50	65.53	76.69	78.19	77.47
Launceston City	38.56	42.99	40.88	29.44	32.60	32.83	38.14	35.55	44.34	48.97	46.74	56.70	59.52	58.17	69.06	71.77	70.43	77.98	73.43	75.33
Meander Valley	48.11	41.61	45.31	32.86	36.89	38.59	44.09	41.55	47.43	50.41	48.98	57.28	62.22	59.79	70.47	74.02	72.25	78.08	73.87	75.76
Northern Midlands	50.00	52.94	51.43	34.71	40.52	48.30	48.02	48.15	53.68	61.75	57.76	63.76	68.19	65.96	76.38	80.31	78.38	83.68	80.42	82.05
Sorell	38.28	46.36	42.02	35.69	34.70	35.15	38.89	37.03	46.79	53.15	50.18	56.02	56.67	56.35	67.68	70.56	69.05	78.69	73.21	75.90
Southern Midlands	52.73	60.38	56.48	45.77	49.18	39.13	50.18	44.87	54.24	58.70	56.54	63.14	63.72	63.42	71.33	73.96	72.51	76.37	79.77	78.08
Tasman	71.43	57.14	64.29	53.13	62.86	61.04	65.93	63.69	65.52	68.80	67.22	72.86	76.72	74.69	79.04	80.40	79.67	85.25	85.79	85.50
Waratah-Wynyard	45.93	45.86	45.89	35.09	34.05	36.80	40.17	38.53	46.79	49.51	48.21	57.99	60.30	59.19	68.18	72.35	70.29	77.10	74.43	75.67
West Coast	50.00	55.56	53.01	36.43	44.09	41.89	50.00	46.07	56.30	57.66	56.96	70.06	76.56	73.29	76.99	76.81	76.91	80.07	81.51	80.76
West Tamar	44.24	40.00	42.31	30.27	31.95	30.73	38.32	34.65	45.47	49.59	47.66	51.23	55.89	53.64	63.60	67.11	65.36	73.78	73.34	73.55
State total	41.82	44.25	43.07	32.32	35.53	34.96	39.68	37.42	46.15	50.44	48.39	55.86	58.99	57.47	67.44	69.91	68.69	76.74	73.93	75.21

n/a = not available

Statewide response rate by age group and gender

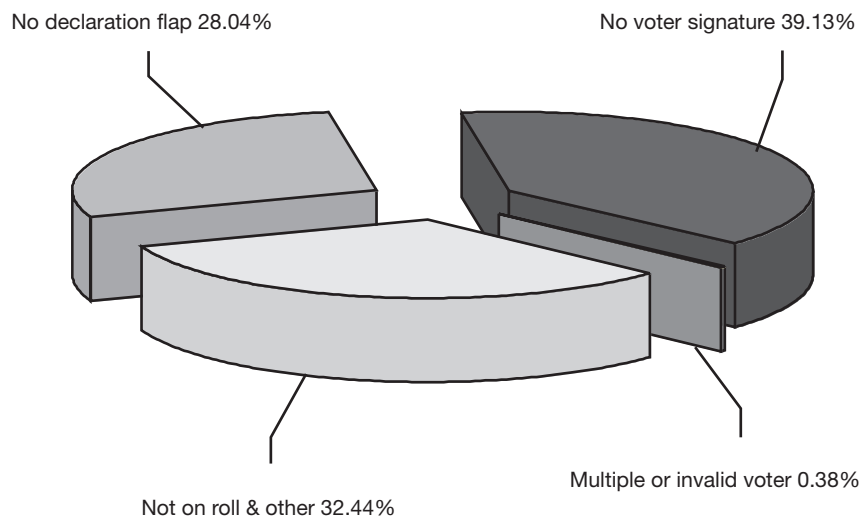


Stage 2: Validation of declaration envelopes

Council	Declarations returned	Declarations rejected	Declarations admitted	Rejection rate
Break O'Day	3 631	52	3 579	1.43%
Brighton	4 347	68	4 279	1.56%
Burnie City	8 444	143	8 301	1.69%
Central Coast	9 210	167	9 043	1.81%
Central Highlands	1 744	35	1 709	2.01%
Circular Head	4 012	79	3 933	1.97%
Clarence City	19 547	313	19 234	1.60%
Derwent Valley	3 841	55	3 786	1.43%
Devonport City	10 026	201	9 825	2.00%
Dorset	3 735	88	3 647	2.36%
Flinders	589	14	575	2.38%
George Town	3 319	79	3 240	2.38%
Glamorgan-Spring Bay	2 857	26	2 831	0.91%
Glenorchy City	16 802	156	16 646	0.93%
Hobart City	19 509	295	19 214	1.51%
Huon Valley	6 951	93	6 858	1.34%
Kentish	2 788	32	2 756	1.15%
King Island	940	18	922	1.91%
Kingborough	12 584	212	12 372	1.68%
Latrobe	3 959	53	3 906	1.34%
Launceston City	25 598	371	25 227	1.45%
Meander Valley	8 132	124	8 008	1.52%
Northern Midlands	6 004	109	5 895	1.82%
Sorell	5 177	42	5 135	0.81%
Southern Midlands	2 661	14	2 647	0.53%
Tasman	1 694	15	1 679	0.89%
Waratah-Wynyard	6 006	100	5 906	1.67%
West Coast	2 283	53	2 230	2.32%
West Tamar	8 684	131	8 553	1.51%
State total	205 074	3 138	201 936	1.53%

Break up of declarations rejected

Council	Declarations rejected	No declaration flap	No voter signature	Multiple or invalid voter	Not on the roll and other
Break O'Day	52	17	18	3	14
Brighton	68	8	36	0	24
Burnie City	143	51	42	0	50
Central Coast	167	52	56	0	59
Central Highlands	35	0	9	0	26
Circular Head	79	23	29	0	27
Clarence City	313	54	143	0	116
Derwent Valley	55	14	14	0	27
Devonport City	201	63	53	0	85
Dorset	88	23	28	1	36
Flinders	14	6	2	0	6
George Town	79	25	20	0	34
Glamorgan-Spring Bay	26	3	22	0	1
Glenorchy City	156	39	116	0	1
Hobart City	295	28	99	3	165
Huon Valley	93	3	42	0	48
Kentish	32	11	15	0	6
King Island	18	9	7	0	2
Kingborough	212	30	96	0	86
Latrobe	53	19	16	0	18
Launceston City	371	186	151	1	33
Meander Valley	124	48	35	0	41
Northern Midlands	109	49	32	1	27
Sorell	42	3	39	0	0
Southern Midlands	14	3	11	0	0
Tasman	15	1	12	0	2
Waratah-Wynyard	100	33	33	0	34
West Coast	53	35	9	0	9
West Tamar	131	44	43	3	41
State total	3 138	880	1 228	12	1 018
Percentages	100.00%	28.04%	39.13%	0.38%	32.44%



Informal ballot paper survey—councillor elections

Council	Wrong ballot paper	Identifying elector	Blank	Marks		No First Prefs	2 or more First Prefs	Not indicate required Prefs (omission)	Not indicate required Prefs (repetition)	Total
				Ticks or crosses	Scribble					
Break O'Day	1	0	12	1	7	8	2	15	10	56
Brighton	0	0	18	3	2	19	5	28	7	82
Burnie City	0	0	42	3	4	14	5	33	21	122
Central Coast	0	0	52	15	5	12	7	90	103	284
Central Highlands	0	0	8	2	0	5	5	1	4	25
Circular Head	0	0	8	1	2	8	0	12	10	41
Clarence City	2	1	204	17	28	58	22	174	104	610
Derwent Valley	0	0	28	1	3	9	2	25	7	75
Devonport City	0	5	61	18	6	9	13	91	68	271
Dorset	0	0	3	5	2	20	3	17	5	55
Flinders	1	0	1	0	0	0	0	0	0	2
George Town	2	0	10	5	4	4	3	19	12	59
Glamorgan-Spring Bay	0	2	5	1	2	3	4	10	9	36
Glenorchy City	0	2	120	33	22	65	16	120	88	466
Hobart City	1	4	167	20	18	45	25	173	132	585
Huon Valley	2	1	38	1	3	13	11	28	9	106
Kentish	0	5	25	3	6	6	4	12	38	99
King Island	0	0	2	1	0	0	1	0	0	4
Kingborough	0	1	125	19	14	21	10	101	59	350
Latrobe	0	3	1	2	7	1	3	4	5	26
Launceston City	4	1	151	19	25	38	22	206	141	607
Meander Valley	4	0	43	7	7	21	6	45	7	140
Northern Midlands	1	0	15	5	15	41	3	86	19	185
Sorell	0	0	30	3	8	14	5	21	12	93
Southern Midlands	0	0	4	0	5	0	0	11	2	22
Tasman	0	0	6	3	1	5	2	4	2	23
Waratah-Wynyard	0	0	49	4	9	16	0	30	11	119
West Coast	0	1	9	4	0	4	1	24	4	47
West Tamar	0	1	31	5	14	32	7	109	35	234
State total	18	27	1 268	201	219	491	187	1 489	924	4 824

Informal ballot paper survey—mayor and deputy mayor elections

Council	Wrong ballot paper	Identifying Elector	Blank	Marks					No First Preferences	2 or more First Preferences	Total
				Ticks	1 Cross	More than 1 Cross	Ticks & Crosses	Scribble			
Break O'Day (DM)	0	0	35	1	0	0	0	2	6	1	45
Brighton (DM)	0	3	83	1	0	1	0	4	24	1	117
Burnie City (M)	0	0	38	1	2	2	0	5	18	2	68
Burnie City (DM)	0	3	45	1	2	2	0	3	23	2	81
Central Coast (DM)	0	0	117	2	6	2	0	4	18	2	151
Central Highlands (M)	0	0	13	0	3	0	0	2	4	0	22
Central Highlands (DM)	0	0	14	0	2	0	0	0	10	2	28
Circular Head (M)	0	0	31	0	1	0	0	8	5	0	45
Circular Head (DM)	0	0	24	0	1	0	0	2	16	0	43
Clarence City (M)	2	0	234	3	3	1	0	35	57	5	340
Clarence City (DM)	2	0	93	0	4	2	0	22	55	11	189
Derwent Valley (M)	1	2	41	0	1	1	0	4	15	0	65
Derwent Valley (DM)	0	2	13	0	1	1	0	3	7	0	27
Devonport City (M)	0	1	68	0	5	2	0	11	9	7	103
Devonport City (DM)	0	4	48	1	1	1	0	9	28	7	99
Dorset (M)	0	0	72	0	3	2	0	13	26	0	116
Flinders (M)	1	0	4	0	0	0	0	0	0	0	5
George Town (M)	2	1	24	1	1	0	0	7	3	0	39
George Town (DM)	2	1	37	2	2	3	0	8	12	0	67
Glamorgan-Spring Bay (M)	0	2	19	0	0	1	0	1	2	1	26
Glenorchy City (M)	0	0	206	7	14	2	0	31	84	5	349
Glenorchy City (DM)	0	1	144	5	14	5	1	27	131	3	331
Hobart City (LM)	0	4	116	1	14	0	0	27	23	3	188
Hobart City (DLM)	0	1	173	2	4	4	0	16	31	2	233
Huon Valley (M)	2	3	94	15	4	3	0	18	11	0	150
Huon Valley (DM)	2	2	38	1	3	0	0	4	20	3	73
Kentish (M)	0	0	36	0	2	2	0	6	4	0	50
Kentish (DM)	0	2	46	0	2	7	0	11	14	0	82
Kingborough (M)	0	1	77	0	8	3	0	9	13	2	113
Kingborough (DM)	0	0	94	4	6	4	0	10	13	1	132
Launceston City (M)	3	3	161	1	12	2	2	25	41	6	256
Launceston City (DM)	4	4	146	1	14	1	0	29	77	8	284
Meander Valley (M)	4	2	63	12	2	0	0	10	16	1	110
Meander Valley (DM)	4	0	42	14	1	0	0	8	31	0	100
Northern Midlands (DM)	1	0	82	1	2	2	0	14	116	0	218
Sorell (M)	0	0	21	1	3	1	0	10	12	2	50
Tasman (M)	0	0	10	0	5	0	0	0	1	1	17
Tasman (DM)	0	0	10	0	6	0	0	0	14	1	31
Waratah-Wynyard (DM)	0	0	34	3	2	0	0	4	15	3	61
West Coast (DM)	0	1	22	1	1	1	0	0	20	0	46
West Tamar (DM)	0	1	181	0	8	3	0	31	114	0	338
State total	30	44	2 849	82	165	61	3	433	1 139	82	4 888


Stage 3: Ballot papers admitted & formality

Council	Declarations admitted	Ballot paper adjustment	Total ballot papers	Informal ballot papers	Formal ballot papers	Informality rate
Break O'Day	3 579	11	3 568	56	3 512	1.57%
— Deputy Mayor		11	3 568	95	3 473	2.66%
Brighton	4 279	8	4 271	82	4 189	1.92%
— Deputy Mayor		7	4 272	117	4 155	2.74%
Burnie City	8 301	12	8 289	122	8 167	1.47%
— Mayor		12	8 289	68	8 221	0.82%
— Deputy Mayor		13	8 288	81	8 207	0.98%
Central Coast	9 043	9	9 034	284	8 750	3.14%
— Deputy Mayor		9	9 034	151	8 883	1.67%
Central Highlands	1 709	3	1 706	25	1 681	1.47%
— Mayor		3	1 706	22	1 684	1.29%
— Deputy Mayor		3	1 706	28	1 678	1.64%
Circular Head	3 933	1	3 932	41	3 891	1.04%
— Mayor		1	3 932	45	3 887	1.14%
— Deputy Mayor		1	3 932	43	3 889	1.09%
Clarence City	19 234	67	19 167	610	18 557	3.18%
— Mayor		67	19 167	340	18 827	1.77%
— Deputy Mayor		67	19 167	189	18 978	0.99%
Derwent Valley	3 786	2	3 784	75	3 709	1.98%
— Mayor		0	3 786	65	3 721	1.72%
— Deputy Mayor		0	3 786	27	3 759	0.71%
Devonport City	9 825	11	9 814	271	9 543	2.76%
— Mayor		11	9 814	103	9 711	1.05%
— Deputy Mayor		10	9 815	99	9 716	1.01%
Dorset	3 647	8	3 639	55	3 584	1.51%
— Mayor		9	3 638	116	3 522	3.19%
Flinders	575	1	574	2	572	0.35%
— Mayor		1	574	5	569	0.87%
George Town	3 240	3	3 237	59	3 178	1.82%
— Mayor		2	3 238	39	3 199	1.20%
— Deputy Mayor		2	3 238	67	3 171	2.07%
Glamorgan-Spring Bay	2 831	11	2 820	36	2 784	1.28%
— Mayor		11	2 820	26	2 794	0.92%
Glenorchy City	16 646	34	16 612	466	16 146	2.81%
— Mayor		39	16 607	349	16 258	2.10%
— Deputy Mayor		32	16 614	331	16 283	1.99%

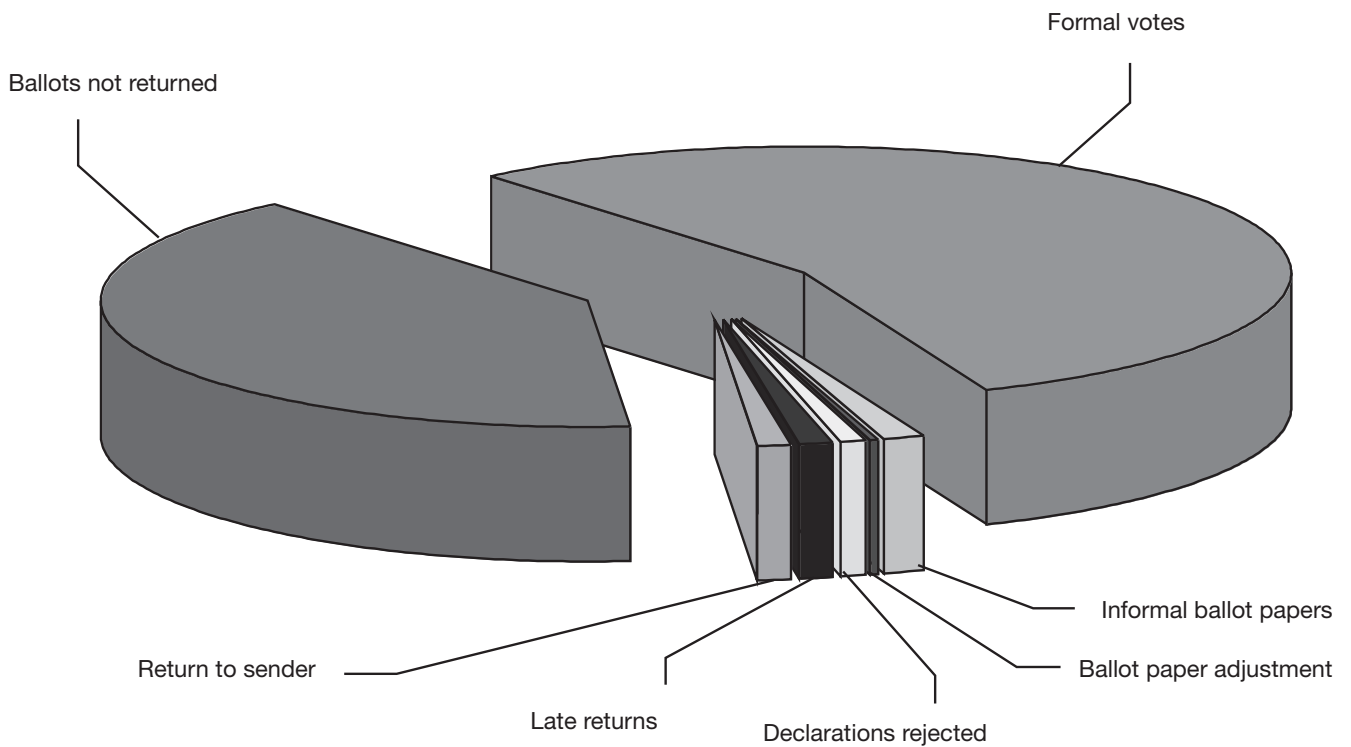
Stage 3: Ballot papers admitted & formality

Council	Declarations admitted	Ballot paper adjustment	Total ballot papers	Informal ballot papers	Formal ballot papers	Informality rate
Hobart City	19 214	6	19 208	585	18 623	3.05%
— Lord Mayor		9	19 205	188	19 017	0.98%
— Deputy Lord Mayor		9	19 205	233	18 972	1.21%
Huon Valley	6 858	3	6 855	106	6 749	1.55%
— Mayor		4	6 854	150	6 704	2.19%
— Deputy Mayor		3	6 855	73	6 782	1.06%
Kentish	2 756	3	2 753	99	2 654	3.60%
— Mayor		3	2 753	50	2 703	1.82%
— Deputy Mayor		3	2 753	82	2 671	2.98%
King Island	922	0	922	4	918	0.43%
Kingborough	12 372	0	12 372	350	12 022	2.83%
— Mayor		22	12 350	113	12 237	0.91%
— Deputy Mayor		3	12 369	132	12 237	1.07%
Latrobe	3 906	5	3 901	26	3 875	0.67%
Launceston City	25 227	31	25 196	607	24 589	2.41%
— Mayor		26	25 201	256	24 945	1.02%
— Deputy Mayor		29	25 198	284	24 914	1.13%
Meander Valley	8 008	10	7 998	140	7 858	1.75%
— Mayor		11	7 997	110	7 887	1.38%
— Deputy Mayor		10	7 998	100	7 898	1.25%
Northern Midlands	5 895	10	5 885	185	5 700	3.14%
— Deputy Mayor		7	5 888	218	5 670	3.70%
Sorell	5 135	9	5 126	93	5 033	1.81%
— Mayor		7	5 128	50	5 078	0.98%
Southern Midlands	2 647	2	2 645	22	2 623	0.83%
Tasman	1 679	6	1 673	23	1 650	1.37%
— Mayor		6	1 673	17	1 656	1.02%
— Deputy Mayor		6	1 673	31	1 642	1.85%
Waratah-Wynyard	5 906	6	5 900	119	5 781	2.02%
— Deputy Mayor		4	5 902	61	5 841	1.03%
West Coast	2 230	1	2 229	47	2 182	2.11%
— Deputy Mayor		1	2 229	46	2 183	2.06%
West Tamar	8 553	14	8 539	234	8 305	2.74%
— Deputy Mayor		13	8 540	338	8 202	3.96%
State total	201 936	774	538 411	9 762	528 649	1.81%
Councillors		287	201 649	4 824	196 825	2.39%
Mayors		244	154 732	2 112	152 620	1.36%
Deputy Mayors		243	182 030	2 826	179 204	1.55%

Break up of postal votes—councillors only



	Formal votes	Informal ballot papers	Ballot paper adjustments	Declarations rejected	Late returns	Returned to sender	Ballots not returned
Total	196 825	4 824	287	3 138	4 592	3 704	143 721
Percentage	55.12%	1.35%	0.08%	0.88%	1.29%	1.04%	40.25%



Councillors, Mayors & Deputy Mayors

As at November 2007

(Councillors are generally listed in order of election)

Break O'Day Council

Mayor

term ends 2009
LEGGE, Robert

Deputy Mayor

term ends 2009
OSBORNE, Margaret

9 Councillors

term ends 2011
LEGGE, Robert
OSBORNE, Margaret
WARREN, John
JOHNS, Reon

term ends 2009
McGIVERON, John Charles
CLEMENT, David
LeFEVRE, John
HARPER, Raoul
HOLDER, Henry Burbury

Brighton Council

Mayor

term ends 2009
FOSTER, Tony

Deputy Mayor

term ends 2009
TAYLOR, Geoff

9 Councillors

term ends 2011
TAYLOR, Geoff
CURRAN, Barbara
GEARD, Peter
JEFFRIES, Moya

term ends 2009
FOSTER, Tony
OWEN, Phil
WILLIAMS, Sonya
GRAY, Leigh
GARLICK, Wayne

Burnie City Council

Mayor

term ends 2009
BOYD, Alvwyn

Deputy Mayor

term ends 2009
DOW, Anita

9 Councillors (Aldermen)

term ends 2011
BOYD, Alvwyn
MUNRO, John
WINTER, Colin
GREEN, Steve

term ends 2009
DOW, Anita
FRENCH, Sandra
HODGETTS, Des
RYAN, Malcolm
BENTLEY, Robert

Central Coast Council

Mayor

term ends 2009
DOWNIE, Mike

Deputy Mayor

term ends 2009
ROBERTSON, Brian

12 Councillors

term ends 2011
ROBERTSON, Brian
DEACON, John
FULLER, Cheryl
DRY, David
HAINES, Ken
BONDE, Lionel Bruce

term ends 2009
DOWNIE, Mike
Van ROOYEN, Tony
BONDE, Jan
BARKER, Warren
McKENNA, Terry
HOWARD, Gerry

Central Highlands Council

Mayor

term ends 2009
FLINT, Deirdre

Deputy Mayor

term ends 2009
BOWDEN, Richard

9 Councillors

term ends 2011
FLINT, Deirdre
DOWNIE, Andrew
HERBERT, Geoff
TRIFFITT, Loueen (Lou)

term ends 2009
BOWDEN, Richard
BURKE, Lyn
MONKS, Janet
McSHANE, Peter
EDGELL, Henry

Circular Head Council

Mayor

term ends 2009
QUILLIAM, Daryl

Deputy Mayor

term ends 2009
MURRELL, Jeanie

9 Councillors

term ends 2011
SCHOENMAKER, Wendy Marilyn
OLDAKER, John Henry
SPINKS, Trevor
GREY, Heather
BERECHREE, T J

term ends 2009
MURRELL, Jeanie
QUILLIAM, Daryl H
WELLS, Graham
WOODWARD, David John

Clarence City Council

Mayor

term ends 2009
CAMPBELL, Jock

Deputy Mayor

term ends 2009
CHIPMAN, Doug

12 Councillors (Aldermen)

term ends 2011
JAMES, Richard
PEERS, John
COOPER, Peter
CUSICK, Don
von BERTOUCHE, Sharyn
TRAYNOR, David

term ends 2009
CAMPBELL, Jock
CHIPMAN, Doug
McMANUS, Martin
BLOMELEY, Brendan
McFARLANE, Kay
MULDER, Tony

Derwent Valley Council

Mayor

term ends 2009
NICHOLSON, Tony

Deputy Mayor

term ends 2009
SHAW, Scott Darrell

9 Councillors

term ends 2011
FARRELL, Craig
EVANS, Martyn
BROMFIELD Judy
MOLAN, Narelle
ELLIOTT, James (Jim)

term ends 2009
SHAW, Scott
NICHOLSON, Tony
PARKER, Richard
LATHEY, Barry

Devonport City Council

Mayor

term ends 2009
LAYCOCK, Lynn

Deputy Mayor

term ends 2009
HILL, Maurice Walton

12 Councillors (Aldermen)

term ends 2011
LAYCOCK, Lynn
WILSON, Bill
HILL, Maurice Walton
ROCKLIFF, Annette
NASIUKIEWICZ, Jarrod
GOODWIN, Grant

term ends 2009
HOLLISTER, Peter Graham
COLE, Brian (Snapper)
KONETSCNIK, Fred
MATTHEWS, Jeffrey Francis
GAVRALAS, Gabrielle (Gabe)
KENT, Graham (GB)

Dorset Council

Mayor

term ends 2009
PARTRIDGE, Peter W

Deputy Mayor

term ends 2009
THORNE, Yvonne R

9 Councillors

term ends 2011
RATTRAY, Heath
ARNOLD, Steven John
RANSOM, Thomas
JARVIS, Barry

term ends 2009
HALL, Maxwell
PARTRIDGE, Peter W
THORNE, Yvonne R
McLENNAN, Roger M
MARTIN, Sheryl Yvonne

Flinders Council

Mayor

term ends 2009

COX, Carol Denise

Deputy Mayor

term ends 2009

WHEATLEY, Margaret

7 Councillors

term ends 2011

COX, Carol Denise
GRIMSHAW, Michael
STACKHOUSE, Alan
COBHAM, Marc

term ends 2009

KLUG, Terence George
WILLIAMS, David
WHEATLEY, Margaret Mary

George Town Council

Mayor

term ends 2009

BURT, Doug

Deputy Mayor

term ends 2009

TAYLOR, Andrew Charles*

9 Councillors

term ends 2011

BURT, Doug
BARWICK, Heather Jean
WIDDOWSON, John
NEILSEN, Graeme
PARISH, Tim

term ends 2009

CORY, Tim
GEALE, Stephen Norman
BROOMHALL, Roger
WALLACE, Bob

* denotes Mr Taylor was unable to accept the position of deputy mayor as he was not elected as a councillor.

Glamorgan-Spring Bay Council

Mayor

term ends 2009

CADART, Bertrand

Deputy Mayor

term ends 2009

CRAWFORD, Jenifer

9 Councillors

term ends 2011

ARNOL, Cheryl
CADART, Bertrand
PARKER, Richard
WHITTON, Geoff

term ends 2009

HARRIS, Howard
JOHNSTON, Craig
CRAWFORD, Jenifer
FAMA, Michael
BACON, Jan

Glenorchy City Council

Mayor

term ends 2009

TAYLOR, Adriana J

Deputy Mayor

term ends 2009

MANSON, Jim

12 Councillors (Aldermen)

term ends 2011

TAYLOR, Adriana J
VERVAART, Bob
NIELSEN, Haydyn
LUCAS, Christine
BRANCH, Jennifer
LOWRIE, Richard Kenneth

term ends 2009

SLADE, Stuart
MANSON, Jim
MAV, Steve
RIDLER, Peter
GUY, Mary
PEARCE, David

Hobart City Council

Lord Mayor

term ends 2009

VALENTINE, Rob

Deputy Lord Mayor

term ends 2009

RUZICKA, Eva

12 Councillors (Aldermen)

term ends 2011

COCKER, Philip
RUZICKA, Eva
BRISCOE, Jeff
ARCHER, Elise
HARVEY, Bill
CHRISTIE, Ron

term ends 2009

VALENTINE, Rob
BURNET, Helen
SEXTON, Peter
FREEMAN, John
ZUCCO, Marti
HAIGH, Darlene

Huon Valley Council

Mayor

term ends 2009
ARMSTRONG, Robert

Deputy Mayor

term ends 2009
DILLON, Laurie

9 Councillors

term ends 2011
ARMSTRONG, Robert
SMITH, Liz
PAUL, Ian
DOYLE, Gary

term ends 2009
DILLON, Laurie
WILSON, Mike
RICHARDSON, Tony
HERON, Bruce
DUGGAN, Tony

Kentish Council

Mayor

term ends 2009
THWAITES, Don

Deputy Mayor

term ends 2009
DEVERELL, John

9 Councillors

term ends 2011
THWAITES, Don
KEDDIE, Andrew
CAMPBELL, Peter
LANE, Penny
WILLOCK, Annie

term ends 2009
DEVERELL, John
ROOTES, Jan
WILSON, Tim
WALKER, Coralanne

King Island Council

Mayor

term ends 2009
ARNOLD, Charles

Deputy Mayor

term ends 2009
BARRATT, Greg

9 Councillors

term ends 2011
CASTLETON, Peter
CONLEY, Royce
BREWSTER, John
HASSING, Bernard Hilton

term ends 2009
ARNOLD, Charles Stuart
BREWSTER, David
McFIE, Duncan
BARRATT, Greg
PHILBEY, Vernon

Kingborough Council

Mayor

term ends 2009
BURY, Graham

Deputy Mayor

term ends 2009
WASS, Steve

12 Councillors

term ends 2011
McGINNISS, Roger
FOX, Flora
BUSH, Julian
BUCHAN, Fiona
LINDSAY, Peter
SOMMERVILLE, Donna

term ends 2009
BURY, Graham
WASS, Steve
GRACE, David
CHATTERTON, Paul
HIGGINS, Michele
LINDSAY, Helen

Latrobe Council

Mayor

term ends 2009
GAFFNEY, Michael

Deputy Mayor

term ends 2009
ROCKLIFF, Rick

9 Councillors

term ends 2011
GAFFNEY, Michael
ROCKLIFF, Rick
SIMS, Garry Steven
STUART, Lynette D
PERKINS, John

term ends 2009
BEVERIDGE, Rob
McLAREN, Mike
DICK, Stephen
DARBYSHIRE, Pat

Launceston City Council

Mayor

term ends 2009
van ZETTEN, Albert

Deputy Mayor

term ends 2009
ARMITAGE, Rosemary

12 Councillors (Aldermen)

term ends 2011
DEAN, Ivan
BALL, Jeremy
WADDLE, Annette
NOTT, Frank
PECK, Tony
SHIPP, Ray

term ends 2009
van ZETTEN, Albert
McKENDRICK, Robin
ARMITAGE, Rosemary
SANDS, Ted
BEAMS, Graeme
NORTON, Ian

Meander Valley Council

Mayor

term ends 2009
SHELTON, Mark

Deputy Mayor

term ends 2009
LOONE, Bob

9 Councillors

term ends 2011
SHELTON, Mark
FELLOWS, Geoff
HOWARD, Ian
NOWELL, Elizabeth

term ends 2009
LOONE, Bob
JOHNSTONE, Ray
RICHARDSON, Bob
FROST, Pat
KELLY, Michael

Northern Midlands Council

Mayor

term ends 2009
POLLEY, Kim

Deputy Mayor

term ends 2009
DOWNIE, David

9 Councillors

term ends 2011
POLLEY, Kim
CALVERT, Andrew
GEEVES, Michael
GOSS, Richard

term ends 2009
DOWNIE, David
CARINS, Jeff
POLLEY, Tim
BROOKS, Matthew
GONINON, Ian

Sorell Council

Mayor

term ends 2009
TORENIUS, Carmel

Deputy Mayor

term ends 2009
EVANS, Graeme

9 Councillors

term ends 2011
DUNBABIN, James F
McDONALD, Brett
EVANS, Graeme
YOUNG, Judy
DEAN, Bryan

term ends 2009
TORENIUS, Carmel
PURDON, Mike
DEGRASSI, Kerry
RHEINBERGER, Jack

Southern Midlands Council

Mayor

term ends 2009
BISDEE, Tony

Deputy Mayor

term ends 2009
SCOTT, Helen Margaret

9 Councillors

term ends 2011
JONES, Mark
SCOTT, Helen Margaret
FISH, Donald Frank
BEVEN, Colin John

term ends 2009
BISDEE, Tony
JONES, John
GREEN, Alex
CONNORS, Marie
THOMPSON, Delia

Tasman Council

Mayor

term ends 2009
BARWICK, Jan Elizabeth

Deputy Mayor

term ends 2009
HEYWARD, Roseanne

9 Councillors

term ends 2011
FAZACKERLEY, Joan
SKEGGS, Glenn John
MOSER, Dave
ALEXANDER, Gary
BRIGGS, Allen Lloyd

term ends 2009
BARWICK, Jan Elizabeth
SELF, Roger John
HEYWARD, Roseanne
WIGGINS, Bruce

Waratah-Wynyard Council

Mayor

term ends 2009
HYLAND, Kevin

Deputy Mayor

term ends 2009
WALSH, Robert William (Robby)

10 Councillors

term ends 2011
HYLAND, Kevin
FRIEDERSDORFF, Alwyn
BRAMICH, Gary
RANSLEY, A Francis
PENDLEBURY, Vaughan

term ends 2009
WALSH, Robert (Robby)
FENTON, Malcolm
FAIRBROTHER, Darren
MOORE, David
DUNIAM, Mary

West Coast Council

Mayor

term ends 2009
GERRITY, Darryl

Deputy Mayor

term ends 2009
MEDWIN, AI

9 Councillors

term ends 2011
GERRITY, Darryl
HAMILL, Miriam
MEDWIN, AI
GILES, Ross

term ends 2009
REID, Peter
VICKERS, Ted
EL-SAÏD, Mo
GERRITY, Robyn
McKAY, Lewis (Shakey)

West Tamar Council

Mayor

term ends 2009
EASTHER, Barry Maxwell

Deputy Mayor

term ends 2009
KEARNEY, Peter

9 Councillors

term ends 2011
EASTHER, Barry Maxwell
STEVENS, Karl
SHEGOG, Rick
ROACH, Trevor William
TYSON, Viv

term ends 2009
KEARNEY, Peter
ALLEN, Joy
BURR, Max
DODDY, Peter

Casual Vacancies

between the 2005 & 2007 elections

Recounts for casual vacancies between the 2005 & 2007 elections

Recount date	Councillor vacating office	Councillor elected
Brighton Council		
21 November 2005	Ted Jeffries (deceased)	Wayne Garlick
30 May 2006	Kate Fitzpatrick	Heather Price
Burnie City Council		
23 March 2007	Jan Blizzard (deceased)	Robert Bentley
Central Coast Council		
8 February 2007	Jan Edwards	Lionel Bonde
Circular Head Council		
9 March 2007	Darren Wilson (dismissed)	Michael Weldon*
Clarence City Council		
14 November 2005	Cathy Edwards	David Eddington
Devonport City Council		
15 February 2007	Rodney Barden (deceased)	Kerry Whittle
Glamorgan-Spring Bay Council		
11 November 2005	Nick Andersen	Geoff Whitton*
19 January 2006	Vernon Bailey	Bridgette MacKenzie*
Glenorchy City Council		
22 November 2005	Terry Martin	Jackie Dermody
30 January 2006	Ben Slade	Bob Vervaart
King Island Council		
5 September 2006	Neil Graham	Michael McGowan
19 February 2007	Stephanie Graham	Peter Youd
Sorell Council		
1 February 2006	Barry Curtain	Bryan Dean
14 February 2006	Tony McDermott	James F Dunbabin
Tasman Council		
13 February 2007	Audrey Noye	Wally Lyne
West Coast Council		
21 December 2006	Gerry McGushin	Lewis James McKay*
West Tamar Council		
31 July 2006	Vivienne Lambert	Julia Gulson
1 August 2006	Les Rochester	Laurie Leaver

* denotes the candidate was elected unopposed

By-elections for casual vacancies between the 2005 & 2007 elections

Close of ballot	Councillor vacating office	Replacement
Break O'Day Council		
27 June 2006	Stephen Salter (deceased)	Robert Legge (Mayor) Henry Holder (Councillor)
Flinders Council		
28 November 2006	Lynn Mason	Daryl C Butler

Resignations within 6 months prior to the 2007 elections

Resignation date	Councillor vacating office
Central Coast Council	
9 May 2007	Rodney Cooper (deceased)
Circular Head Council	
15 July 2007	Bernard Charles (deceased)
Glamorgan-Spring Bay Council	
2 November 2007	Jim Walters
Kentish Council	
11 September 2007	Henry Burrows
11 September 2007	Des Jordan
11 September 2007	Tony Muir
Launceston City Council	
7 September 2007	Jodie Campbell
12 September 2007	Janie Finlay (formerly Dickenson)
West Coast Council	
19 June 2007	Glenda Stebbings
12 September 2007	Anne Drake

Note: Recent amendments to the *Local Government Act 1993* enabled Jim Walters to provide notice dated 13 September 2007 of his intention to resign from council effective from the date of the certificate of election.

Electoral Polls

since the 2005 election



2007 LOCAL GOVERNMENT ELECTIONS

Hobart City Council

Result of Elector Poll

A poll was conducted for the Hobart City Council in conjunction with the 2007 elections. Electors were asked to answer 'yes' or 'no' to the following questions—

Do you agree with the process used to assess the proposed pulp mill in the Tamar Valley?

Formal votes received were as follows—

Yes	4 320	24.11%
No	13 601	75.89%
Informal	1 284	
Total	19 205	

Do you agree with the type of pulp manufacture proposed?

Formal votes received were as follows—

Yes	5 853	33.23%
No	11 758	66.77%
Informal	1 594	
Total	19 205	

Do you agree with the location of a pulp mill of the proposed type in the Tamar Valley?

Formal votes received were as follows—

Yes	4 282	24.05%
No	13 525	75.95%
Informal	1 398	
Total	19 205	


Examples of items in a postal ballot pack


Sorting marks

Your council vote counts.
LOCAL GOVERNMENT ELECTIONS

Delivery Address:
 Locked Bag 107
 HOBART TAS 7001

No stamp required
 if posted in Australia




 The Returning Officer
 Brighton Council Election
 Tasmanian Electoral Commission
 Reply Paid 83031
 HOBART TAS 7001

Reply Paid envelope

Ballot Paper Envelope

Sign the voter's declaration on the flap below and leave it attached—or your vote will not be counted.

VOTER'S DECLARATION

I am the voter named on this envelope.
 I voted on the ballot paper in this envelope.

Sign here...

← Have you changed your name or address?
 Please write your new details here.

Perforations

Ballot paper envelope (front)

Ballot Paper Envelope

- After you've voted, put your ballot paper into this envelope and seal it.
- Sign the declaration flap on the other side and leave it attached.
 The Returning Officer will remove it before opening the envelope.
- Put this envelope into the Reply Paid Envelope and post it straight away.

For your information...

This ballot paper envelope has been specially designed to ensure the secrecy of your vote.

All returned envelopes are kept unopened under tight security until they are checked for validity.

After the close of the poll and all the sealed envelopes have been verified, the flaps showing each elector's personal details and signatures are removed by the Returning Officer, in the presence of witnesses, *before* the envelopes are opened.

Still in the presence of witnesses, the separated and now quite anonymous envelopes are opened in large random batches *before* the unidentified ballot papers are finally removed for examination and counting.

Ballot paper envelope (back)



Voting instructions & candidate statements

There are 3 elections being held for Brighton Council.

- 5 Councillors—8 candidates
- Mayor—1 candidate (no ballot required)
- Deputy Mayor—3 candidates

Your postal ballot pack also contains—

- 2 ballot papers on one fold-out sheet
- a ballot paper envelope—to be signed
- a reply paid envelope

**Your vote must be received by
10 am on Tuesday 30 October 2007**

Your council vote counts.
2007 LOCAL GOVERNMENT ELECTIONS

www.electoral.tas.gov.au

Voting instructions

Follow these five easy steps...

STEP ONE Consider your vote

The candidates have provided statements for your information. They are printed in alphabetical order in this brochure. Please note that the names on the ballot papers may not be in the same order.

Get to know the candidates before you vote.

STEP TWO Cast your vote

When you have decided how you wish to vote, number all the boxes on each ballot paper from 1 onwards in the order of your choice.

STEP THREE Make your vote secret

Put your completed ballot papers in the ballot paper envelope and seal it securely.

STEP FOUR Validate your vote

Sign your ballot paper envelope.

Your vote won't be counted if you don't sign this envelope.

Then put your ballot paper envelope in the reply paid envelope and seal it.

STEP FIVE Post your vote

Post your reply paid envelope straight away. No stamp is needed.

**Don't delay—
late votes won't be counted!**

Queries? Call 1800 801 701

Election of 5 COUNCILLORS

CANDIDATE One

X xxxx xxxxx xxx xxxxxx xxx xxxxxxxxxxxxxxxxxx xxx xxx xxx xxxxx.
Xx xxxxx/xxxxxxxx xxx x xxxxx xxxxxxxx xx Xxxxxxxx, X xxxxxxxxxxx xxx
xxxxx xx xxxxxxxxxxxxxx xx xxx xxxxxxxxxx. X xxxxx xxx x xxxxx xxxxxxxxxxxxxx xxx
xxxxxxxxxxx xx Xxxxxxxx Xxxxxxxx xxx xxxxxxx xxx xxxxxxx xxx xxx xx
xxxx xxxxxx.
Xx xxxxxxxxxxxxxx xxx xxxxxx xxx xx xxx Xxxxxxxx Xxxxxxxx Xxxxxx,
Xxxxxxxx xxxxxxxxxxx/xxxxxxxx, Xxxxxxxx Xxxx Xxxxxxxx xxx xxx xx x
xxxxxxxxxxx xxxxxx xx Xxxxx xx Xxxxxx, xxx xxx xxxxxx xx xxx
xxxxxxxxxxxxxxxxxxx xx xxx xxx xx xxxxxx xx xxx xxxxxxxxxxx xxxxxx
xxxx xxxxxx xxx xxxxxxxx.
X xx xxxxx xx xx xxxxxxxxxx xxx x xxxxxxx xxxxxx xxx xxxxxxx xxxxxxxxxxxxxx
xxx xxxxxxxxxxx xxxxxxx xxx xx xxxxxx xxxxxxx xx xxx xxxxxx xxxxxx. X xx
xxxxxxxx xxxxx xx xxxxxx xx xxxxxxxxxx xxx xxxxxxxxxxx.
Xx xxxxxxx, xx xx-xxxxxxx, xx xx xxxxxxxxxxxxxx xxx xxxxxxxxxxx xx xxx xxx xx
xx xxxxxxx.

CANDIDATE Two

Xxxx x xxxxx xxxxxxxxxxxxxx xx xxxxxxxxxxxxxx xxx Xxxxxxxx Xxxxxxxx, X xxxx
xxxxxx xxxxxxxxxxxxxx xx xxxxxxxxxx xx xxx xxxxxxxxxxx xxxxxx. X'x xxxxx xx xx
xxxx xx x xxxxxxxxxx xxxxxxxxxx xxxxxx xxx x xxxxxx xxx xxxxxxxxxxxxxx xxx xxx
xxxxxxxx xxxxxx xxxxxx. Xx xxx xx xxx xxx xxxxxxxxxxx xxxxxx.
X xxx xxx xx xxxxxxxxxx xxxxxx x xxx Xxxxx Xxxxxxxx xx xxxxxx xxx Xxxxxxxx
xxxxx xxxxxx xxxxxxx, xxx xxxxxxxxxxxxxx, xxxxx xxxxxx, xxxxxxxx, xxxxxxxxxxxxxx
xxxxxx, xxxxx xxx xxxxxxxxxx. Xxx xxxxx xxxxxx xxx xxxxxx xxxxxxxxxxxxxx xxx
xxx xxx. X xx x xxxxxxxxxx xxxxxx xxx xxxxxxxxxx xx Xxxxxxxx-xxxxxxx
Xxxxxx Xxxxxx Xxxxxx. Xxxxxxxx xxxxxx xxxxxxxxxxxxxx xx xx xxxxxxxxxxx
xxxxxxxxxxx xx Xxxxxxxx, xx xxxxx xx xxxxxxx xx-xxxxxxx. Xx xxxxxx
xxx X xxx xxxxx xx xxx xx Xxxxxxxx xxx xxx xxx xxx xxx xxx xx
xxxxx.

Election of 5 COUNCILLORS

CANDIDATE Three

Xx xx xxxxxxxxxxxxxx xxxxxxxxxxxxxx xxx xxxxxxxxxxx xxxxxxxxxxx xxxxxxxx, X xxx
xxx xxx xxx xxxxxxxxxx xxx xx-xxxxxxx.
X xx xxxxxxxxxxxxxx xx xxx xxx-xxxxxxx xxxxxxxxxx xxx xxx xxx xxx xxxxxx xxx xxx
xxxxxxxxxxxxxxx. Xxxxxxxx xxxxxxxxxx xxx xx—
— Xxxxxxxx xx Xxxxx xxx Xxxxxxxx, Xxxxxx Xxxxxxxx, Xxxxxxxx
Xxxxxxxx xxx Xxxxxxxx Xxxxx Xxxxx xxxxxxxxxxxxxx
— Xxxxx xx xxx Xxxxxxxx xxx Xxxxx Xxxxxxxx xxxxxxxxxxxxxx
— Xxxxxxxx xxxxxx xx Xxxxxxxx Xxxx Xxxxxxxx xxx Xxxxxxxx Xxxxx
Xxxxxxxx xxxxxxxxxx
— Xxxxxxxx'x xxxxxxxxxxx xxxxxx xxxxxxxxxxxxxx
— Xxxxxxxx XXX Xxxx xxxxxxxx
— Xxxxx xxxxxxx xxxxx Xxxxxxxx Xxxx Xxxxxxxx
— Xxxxxxxx Xxxxxxxx Xxxxxxxx Xxxx Xxxxxxxx Xxxxxxxx xxxxxx xxxxxxx
Xx xx-xxxxxxx xxx xxxxxx xxxxxxxxxxx xxxxxxxxxxx xxxxxxxxxxxxxx, xxxxxxxxxxxxxx
xxx xxx xxxxxx xxx xxx xxxxxxxxxxxxxx xxx xxxxxxx xxxxxxx, xxxxxxxxxxxxxx xxx
xxxx xx xx xxxxxx, xxx xxxxxx, xxxxxxxxxxxxxx xxxxxxxxxxxxxx xxx xxx xxx xxx.
Xxxxx xxx xxx xxx xxxxxxxxxxx xxxxxxx. Xx-xxxx Xxxxx Xxxxx.
Xxxxx xxxxxx xxx xxx – xxx xxxxxxxxxxx. Xxxxxxxx xxx xxx

CANDIDATE Four

Xxxxxxxxxxxx xxx xxxxxxxxxxxxxx xxx xxxxxxx xxx xxx xxx xxxxx xx xxx
Xxxxxxxx xxxxxxxxxxxxxx xxx xxxxxxxxxx xxx xxxxxxx xxxxxxx xxx xxx xxxxxxxxxx
xx xx xx, xxxxxx X xx xxxxxxx.
X xxx xxxxxx xx xxxxxxxxxxxxxx xx xxxxx xxxxxxxxxxxxxx xxxxxx xxx xxxxxx xxxxxx
xx xx xxxxxxx, Xxx, x xxxxx xxx – xxx xx xxxxxxxxxx xxx xxx xxx xxxxxxxxxx
xxxxxx xxx xxx xxxxxxxxxxxxxx.
Xxxxxx Xxx'x xx xxxxx xx xxxxxxx, xx xxxxxx xx xxx – X xxx xxx xxxxxxxxxx
xxxxxxxxxxx, xxxxxxxxxxxxxx xxxxxx, xxxxxxxxxxxxxx xxx xxxxxxxxxx, xxx xxxxxxx xxx x
xxxxxxxxxxx xxxxxxxxxxxxxx xx xxxxx xxxxxxxxxxxxxx xxxxxxxxxx xxx x xxx xxxxxxxxxxxxxx xx
Xxxxxxxx'x xxxxxxxxxx xxx xxxxxx. Xxxxxxxx xxxxxxxxxxxxxx xxx 'xxxxxxxx' xxx x
xxxx xx, xxxxxx xxxxxxxxxx xxx xxx xxxxxxxxxxxxxxx.
Xxxxxx xxx xx xxx xxxxxxx xxx xxx xxx xx xxxxxx xxxxxx xx xxxxxxx, x
xxxxxxxx-xxxxxxx xxxxxxxxxxxxxxxxxx, xxx xx xxxxxxxxxxxxxx xxxxxxxxxx xx xxx
xxx xxxxxxxxxxxxxx xxxxxxxxxxxxxx xxx xxxxxx Xxxxxxxx x xxxxxx xxxxxx xx xxx.
Xx xxx xxxxxxx xxx xxx xxx

8 candidates... ...8 candidates...

BALLOT PAPER

TASMANIA

BRIGHTON COUNCIL

ELECTION OF 5 COUNCILLORS

*Number the boxes from 1 to 8
in order of your choice*

- GEARD** Peter
- PRICE** Heather
- WILLIAMS** David Keith
- TAYLOR** Geoff
- CURRAN** Barbara
- WOOD** Mandy
- JEFFRIES** Moya
- GARLICK** Wayne

Number at least 5 boxes to make your vote count

BALLOT PAPER

R1

TASMANIA

BRIGHTON COUNCIL

ELECTION OF DEPUTY MAYOR

*Number the boxes from 1 to 3
in order of your choice*

- GEARD** Peter
- OWEN** Philip
- TAYLOR** Geoff

Number at least 1 box to make your vote count

Press Advertisements

Roll?



All municipal areas are having Local Government elections in 2007. A list of all vacancies will appear in this newspaper on Saturday 15 September, together with a call for nominations which will be open from 17 September until 12 noon on 1 October. All eligible electors will receive a postal ballot pack in their letterboxes between 16 October and 19 October.

ENROLMENT CLOSES at 6pm, Thursday 20 September 2007.

If you're currently on the electoral roll you'll be automatically on the Local Government roll. If you're eligible to be on the electoral roll but are not correctly enrolled at present, you can get an enrolment form from any post office or electoral office, our website, or have one sent to you by ringing 1800 801 701.

What if I've got a shack or a shop – or if I'm not an Australian citizen?

You are also eligible to enrol when you own or occupy land in a municipal area, or are enrolled as the nominated representative of a corporate body which occupies or owns land in the area, even if you are not eligible to be on the electoral roll for that area. To enrol under these special provisions you need to obtain a copy of the appropriate enrolment form from your local Council, any electoral office or our website.

QUERIES? If you have any queries about these elections, please contact your local Council or the Tasmanian Electoral Commission – simply call 1800 801 701 and we'll be pleased to help you. Election information is also available at our website www.electoral.tas.gov.au. It's easy to vote in the Local Government elections.

Your council vote counts.

2007 LOCAL GOVERNMENT ELECTIONS

Notice of election

Break O'Day Council

Vacancies 4 Councillors, Mayor & Deputy Mayor
Returning Officer Davin Foulkes
 Australian Electoral Commission
 Ground floor 87 George Street
 (PO Box 123) Launceston 7250
 Phone 6334 2600 Fax 6334 2725
Electoral Officer Andrea Gillies, Break O'Day Council,
 Georges Bay Esplanade St Helens

Brighton Council

Vacancies 5 Councillors*, Mayor & Deputy Mayor
Returning Officer Maree Ward
 Australian Electoral Commission
 2nd floor AMP Building 86 Collins Street
 (GPO Box 1335) Hobart 7001
 Phone 6235 0560 Fax 6234 8227
Electoral Officer Janine Banks, Brighton Council,
 1 Tiwoli Road Gagebrook

Burnie City Council

Vacancies 5 Councillors* (Aldermen), Mayor & Deputy Mayor
Returning Officer Andy Brockbank
 Australian Electoral Commission
 1st floor Harris Building 49 Cattley Street
 (PO Box 468) Burnie 7320
 Phone 6431 6188 Fax 6431 2457
Electoral Officer Rachel Burgess, Burnie City Council,
 80 Wilson Street Burnie

Central Coast Council

Vacancies 7 Councillors*, Mayor & Deputy Mayor
Returning Officer Andy Brockbank
 Australian Electoral Commission
 1st floor Harris Building 49 Cattley Street
 (PO Box 468) Burnie 7320
 Phone 6431 6188 Fax 6431 2457
Electoral Officer Sandra Ayton, Central Coast Council,
 19 King Edward Street Ulverstone

Central Highlands Council

Vacancies 4 Councillors, Mayor & Deputy Mayor
Returning Officer Maree Ward
 Australian Electoral Commission
 2nd floor AMP Building 86 Collins Street
 (GPO Box 1335) Hobart 7001
 Phone 6235 0560 Fax 6234 8227
Electoral Officer Rodney Walsh, Central Highlands
 Council, Tarleton Street Hamilton

Circular Head Council

Vacancies 6 Councillors*, Mayor & Deputy Mayor
Returning Officer Andy Brockbank
 Australian Electoral Commission
 1st floor Harris Building 49 Cattley Street
 (PO Box 468) Burnie 7320
 Phone 6431 6188 Fax 6431 2457
Electoral Officer Alison Pyke, Circular Head Council,
 33 Goldie Street Smithton

Clarence City Council

Vacancies 6 Councillors (Aldermen), Mayor & Deputy Mayor
Returning Officer Greg Richardson
 Australian Electoral Commission
 2nd floor AMP Building 86 Collins Street
 (GPO Box 1556) Hobart 7001
 Phone 6235 0550 Fax 6234 8227
Electoral Officer Alex van der Hek, Clarence City
 Council, 38 Bligh Street Rosny Park

Derwent Valley Council

Vacancies 5 Councillors, Mayor & Deputy Mayor
Returning Officer Maree Ward
 Australian Electoral Commission
 2nd floor AMP Building 86 Collins Street
 (GPO Box 1335) Hobart 7001
 Phone 6235 0560 Fax 6234 8227
Electoral Officer Robert McCrossen, Derwent Valley
 Council, Circle Street New Norfolk

Devonport City Council

Vacancies 6 Councillors (Aldermen), Mayor & Deputy Mayor
Returning Officer Andy Brockbank
 until 10am on 30 October 2007
 Australian Electoral Commission
 1st floor Harris Building 49 Cattley Street
 (PO Box 468) Burnie 7320
 Phone 6431 6188 Fax 6431 2457
 (Rod Huskins from 10am on 30 October 2007)
Electoral Officer Fabio Pizzirani, Devonport City Council,
 44-48 Best Street Devonport

Dorset Council

Vacancies 4 Councillors, Mayor & Deputy Mayor
Returning Officer Davin Foulkes
 Australian Electoral Commission
 Ground floor 87 George Street
 (PO Box 123) Launceston 7250
 Phone 6334 2600 Fax 6334 2725
Electoral Officer Guy Jetson, Dorset Council,
 3 Ellenor Street Scottsdale

Flinders Council

Vacancies 4 Councillors, Mayor & Deputy Mayor
Returning Officer Davin Foulkes
 Australian Electoral Commission
 Ground floor 87 George Street
 (PO Box 123) Launceston 7250
 Phone 6334 2600 Fax 6334 2725
Electoral Officer Len Newton, Flinders Council,
 Davies Street Whitemark Flinders Island

George Town Council

Vacancies 5 Councillors, Mayor & Deputy Mayor
Returning Officer Davin Foulkes
 Australian Electoral Commission
 Ground floor 87 George Street
 (PO Box 123) Launceston 7250
 Phone 6334 2600 Fax 6334 2725
Electoral Officer Kaye Ellis, George Town Council,
 16-18 Anne Street George Town

Glamorgan-Spring Bay Council

Vacancies 5 Councillors*, Mayor & Deputy Mayor
Returning Officer David Molnar
 Australian Electoral Commission
 2nd floor AMP Building 86 Collins Street
 (GPO Box 1098) Hobart 7001
 Phone 6235 0520 Fax 6234 9538
Electoral Officer Sally Siepen, Glamorgan-Spring Bay
 Council, Vicary Street Triabunna

Glenorchy City Council

Vacancies 6 Councillors (Aldermen), Mayor & Deputy Mayor
Returning Officer David Molnar
 Australian Electoral Commission
 2nd floor AMP Building 86 Collins Street
 (GPO Box 1098) Hobart 7001
 Phone 6235 0520 Fax 6234 9538
Electoral Officer Trevor Jones or Lynette Bannister,
 Glenorchy City Council, 374 Main Road Glenorchy

Hobart City Council

Vacancies 6 Councillors (Aldermen), Lord Mayor & Deputy Lord Mayor
Electoral Poll An electoral poll will be conducted in conjunction with this election. Electors will be asked to answer 'yes' or 'no' to the following questions:
 Do you agree with the process used to assess the proposed pulp mill in the Tamar Valley?
 Do you agree with the type of pulp manufacture proposed?
 Do you agree with the location of a pulp mill of the proposed type in the Tamar Valley?
Returning Officer Maree Ward
 Australian Electoral Commission
 2nd floor AMP Building 86 Collins Street
 (GPO Box 1335) Hobart 7001
 Phone 6235 0560 Fax 6234 8227
Electoral Officer Nicholas Heath, Hobart City Council,
 Town Hall Macquarie Street Hobart

Huon Valley Council

Vacancies 4 Councillors, Mayor & Deputy Mayor
Returning Officer Maree Ward
 Australian Electoral Commission
 2nd floor AMP Building 86 Collins Street
 (GPO Box 1335) Hobart 7001
 Phone 6235 0560 Fax 6234 8227
Electoral Officer Matthew Grimsey, Huon Valley Council,
 40 Main Street Huonville

Kentish Council

Vacancies 8 Councillors***, Mayor & Deputy Mayor
Returning Officer Andy Brockbank
 until 10am on 30 October 2007
 Australian Electoral Commission
 1st floor Harris Building 49 Cattley Street
 (PO Box 468) Burnie 7320
 Phone 6431 6188 Fax 6431 2457
 (Rod Huskins from 10am on 30 October 2007)
Electoral Officer Tony Bickford, Kentish Council,
 High Street Sheffield

King Island Council

Vacancies 4 Councillors, Mayor & Deputy Mayor
Returning Officer Andy Brockbank
 Australian Electoral Commission
 1st floor Harris Building 49 Cattley Street
 (PO Box 468) Burnie 7320
 Phone 6431 6188 Fax 6431 2457
Electoral Officer Walter Breznik, King Island Council,
 George Street Currie King Island

Kingborough Council

Vacancies 6 Councillors, Mayor & Deputy Mayor
Returning Officer Greg Richardson
 Australian Electoral Commission
 2nd floor AMP Building 86 Collins Street
 (GPO Box 1556) Hobart 7001
 Phone 6235 0550 Fax 6234 8227
Electoral Officer Rod Palethorpe, Kingborough Council,
 15 Channel Highway Kingston

Elections will be held to fill vacancies in all 29 municipal areas as shown in this notice.

Councils will have vacancies for half their councillor positions. Some Councils also have casual vacancies to be filled at these elections. These are indicated as follows:

*includes 1 casual vacancy *** includes 3 casual vacancies

Candidates' names will be rotated on all ballot papers. Draws will determine the order of the first rotation.

ELECTION TIMETABLE

Nominations open	9 am Monday 17 September 2007
Electoral roll closes	6 pm Thursday 20 September 2007
Nominations close	12 noon Monday 1 October 2007
Nominations announced & draws conducted ...	12 noon Tuesday 2 October 2007
Ballot papers delivered by post	from Tuesday 16 to Friday 19 October 2007
Close of poll	10 am Tuesday 30 October 2007

NOMINATIONS

Nominations are invited and must be lodged, posted or faxed to the Returning Officer or the Electoral Officer specified for that Council so as to be received by 12 noon on Monday 1 October 2007.

Nomination forms, together with 'Information for Candidates' booklets, are available from any Council, electoral office or our website.

Candidates' statements – as part of the nomination form, candidates may provide a statement of up to 150 words of biographical and other information to accompany the ballot papers sent to electors.

ENROLMENT

If you are currently on the electoral roll you are automatically on the Local Government roll.

If you are eligible to be on the electoral roll but are not correctly enrolled at present, you can get an enrolment form from any post office or electoral office, our website, or have one sent to you by phoning 1800 801 701.

What if I have a shack or a shop – or if I'm not an Australian citizen?

You are also eligible to enrol if:

- you own or occupy land in a municipal area but you are not eligible to be on the electoral roll for that area.
- you are the nominated representative of a corporate body which owns or occupies land in a municipal area.

To enrol under these special provisions you need to obtain a copy of the appropriate enrolment form from your local Council, any electoral office or our website.

Latrobe Council

Vacancies 5 Councillors, Mayor & Deputy Mayor
Returning Officer Andy Brockbank
 until 10am on 30 October 2007
 Australian Electoral Commission
 1st floor Harris Building 49 Cattley Street
 (PO Box 468) Burnie 7320
 Phone 6431 6188 Fax 6431 2457
 (Rod Huskins from 10am on 30 October 2007)
Electoral Officer Jan Febey, Latrobe Council,
 170 Gilbert Street Latrobe

Launceston City Council

Vacancies 7 Councillors* (Aldermen), Mayor & Deputy Mayor
Returning Officer Suzie Rogers
 Australian Electoral Commission
 Ground floor 87 George Street
 (PO Box 712) Launceston 7250
 Phone 6331 6226 Fax 6334 2725
Electoral Officer Martin Reynolds, Launceston City
 Council, Town Hall St John Street Launceston

Meander Valley Council

Vacancies 4 Councillors, Mayor & Deputy Mayor
Returning Officer Davin Foulkes
 Australian Electoral Commission
 Ground floor 87 George Street
 (PO Box 123) Launceston 7250
 Phone 6334 2600 Fax 6334 2725
Electoral Officer David Pyke, Meander Valley Council,
 26 Loyal Street Westbury

Northern Midlands Council

Vacancies 4 Councillors, Mayor & Deputy Mayor
Returning Officer Davin Foulkes
 Australian Electoral Commission
 Ground floor 87 George Street
 (PO Box 123) Launceston 7250
 Phone 6334 2600 Fax 6334 2725
Electoral Officer Lindsay Hanwood, Northern Midlands
 Council, 13 Smith Street Longford

Sorell Council

Vacancies 5 Councillors, Mayor & Deputy Mayor
Returning Officer David Molnar
 Australian Electoral Commission
 2nd floor AMP Building 86 Collins Street
 (GPO Box 1098) Hobart 7001
 Phone 6235 0520 Fax 6234 9538
Electoral Officer Betty Spaulding, Sorell Council,
 12 Somerville Street Sorell

Southern Midlands Council

Vacancies 4 Councillors, Mayor & Deputy Mayor
Returning Officer David Molnar
 Australian Electoral Commission
 2nd floor AMP Building 86 Collins Street
 (GPO Box 1098) Hobart 7001
 Phone 6235 0520 Fax 6234 9538
Electoral Officer Susan Webb, Southern Midlands
 Council, 71 High Street Oatlands

Tasman Council

Vacancies 5 Councillors, Mayor & Deputy Mayor
Returning Officer David Molnar
 Australian Electoral Commission
 2nd floor AMP Building 86 Collins Street
 (GPO Box 1098) Hobart 7001
 Phone 6235 0520 Fax 6234 9538
Electoral Officer Leanne Peace, Tasman Council,
 1713 Main Road Nubeena

Waratah-Wynyard Council

Vacancies 5 Councillors, Mayor & Deputy Mayor
Returning Officer Andy Brockbank
 Australian Electoral Commission
 1st floor Harris Building 49 Cattley Street
 (PO Box 468) Burnie 7320
 Phone 6431 6188 Fax 6431 2457
Electoral Officer Bruce Corbett, Waratah-Wynyard
 Council, 21 Saunders Street Wynyard

West Coast Council

Vacancies 5 Councillors*, Mayor & Deputy Mayor
Returning Officer Andy Brockbank
 Australian Electoral Commission
 1st floor Harris Building 49 Cattley Street
 (PO Box 468) Burnie 7320
 Phone 6431 6188 Fax 6431 2457
Electoral Officer Denise Moore, West Coast Council,
 100 Main Street Zeehan

West Tamar Council

Vacancies 5 Councillors, Mayor & Deputy Mayor
Returning Officer Davin Foulkes
 Australian Electoral Commission
 Ground floor 87 George Street
 (PO Box 123) Launceston 7250
 Phone 6334 2600 Fax 6334 2725
Electoral Officer Graeme Stagg, West Tamar Council,
 West Street Beaconsfield

Your council vote counts.

2007 LOCAL GOVERNMENT ELECTIONS

www.electoral.tas.gov.au

Bruce Taylor *ELECTORAL COMMISSIONER* 15 September 2007

Level 2 Telstra Centre 70 Collins Street (GPO Box 300) Hobart Tasmania 7001 Call 1800 801 701 or (03) 6233 2000
 Fax (03) 6224 0217 ballot.box@electoral.tas.gov.au Visit us at www.electoral.tas.gov.au



Tasmanian
Electoral Commission

2007 LOCAL GOVERNMENT ELECTIONS

Candidate nominations close Monday

Nominations are invited for elections being held in all 29 municipal areas, as detailed in the Notice of Election that appeared in this paper on Saturday 15 September.

**Nominations must be received
by 12 noon Monday 1 October**

Candidates will be announced at noon on Tuesday 2 October.

Voting is by post

All electors will automatically receive a postal ballot pack in their letter box from Tuesday 16 to Friday 19 October. They should vote and return it straight away. It won't even cost a stamp.

What if a federal election is called?

Nominations will still close on Monday 1 October regardless of whether a federal election has been announced.

The mailing of postal ballot packs may be delayed until November if a federal election is called in the next week.

Your council vote counts.

2007 LOCAL GOVERNMENT ELECTIONS

www.electoral.tas.gov.au

★5673

**Questions? Call 1800 801 701 or
visit www.electoral.tas.gov.au**

The candidates.



Elections are being held to fill vacancies on all 29 local government councils, as shown in this notice. Candidates for each council are listed in alphabetical order. Candidate names will be rotated on the ballot papers.

'No ballot required' is shown where the number of candidates is equal to the number of vacancies.

Councils have vacancies for half their councillor positions. Additional casual vacancies to be filled at these elections are indicated by an asterisk (*).

Note: If a candidate for mayor or deputy mayor is also contesting a councillor position at these elections, he or she may not accept the position of mayor or deputy mayor unless elected to a councillor position as well.

Break O'Day Council

Enrolment – 5 065

4 Councillors – 9 candidates

CATO, Vic	Scamander
DUDLEY, Todd William	St Helens
GILES, Frank G	St Marys
HEALEY, Sandy	St Helens
JOHNS, Reon	St Marys
LEGG, Robert	St Marys
NICHOLS, Peter	Binalong Bay
OSBORNE, Margaret	St Helens
WARREN, John	St Helens

Mayor – 1 candidate – no ballot required
LEGG, Robert St Marys

Deputy Mayor – 2 candidates
OSBORNE, Margaret St Helens
WARREN, John St Helens

Returning Officer Davin Foulkes
Australian Electoral Commission
Ground floor 87 George Street
Launceston 7250

Issuing place
Break O'Day Council Offices
Georges Bay Esplanade St Helens

Brighton Council

Enrolment – 9 280

5 Councillors* – 8 candidates

CURRAN, Barbara	Brighton
GARLICK, Wayne	Bridgewater
GEARD, Peter	Brighton
JEFFRIES, Moya	Brighton
PRICE, Heather	Bridgewater
TAYLOR, Geoff	Brighton
WILLIAMS, David Keith	Gagebrook
WOOD, Mandy	Bridgewater

Mayor – 1 candidate – no ballot required
FOSTER, Tony Pontville

Deputy Mayor – 3 candidates
GEARD, Peter Brighton
OWEN, Philip Old Beach
TAYLOR, Geoff Brighton

Returning Officer Maree Ward
Australian Electoral Commission
2nd floor AMP Building, 86 Collins Street
Hobart 7000

Issuing place
Brighton Council Offices
1 Tivoli Road Gagebrook

Burnie City Council

Enrolment – 13 986

5 Councillors (Aldermen)* – 9 candidates

BELL, Kevin	Burnie
BENTLEY, Robert	Burnie
BOYD, Alwyn	Burnie
EDNEY, Darrell John	Burnie
GREEN, Steve	Burnie
LEAMAN, Trevor	Stowport
MUNRO, John	Burnie
WHITE, Scott	Burnie
WINTER, Colin	Burnie

Mayor – 3 candidates
BOYD, Alwyn Burnie
FRENCH, Sandra Burnie
RYAN, Malcolm Burnie

Deputy Mayor – 3 candidates
DOW, Anita Ridgley
HODGETTS, Des Burnie
MUNRO, John Burnie

Returning Officer Andy Brockbank
Australian Electoral Commission
1st floor Harris Building, 49 Cattle Street
Burnie 7320

Issuing place
Burnie City Council Offices
80 Wilson Street Burnie

Central Coast Council

Enrolment – 15 856

7 Councillors* – 19 candidates

BONDE, Lionel Bruce	Turners Beach
DEACON, John	Leith
DIPROSE, Amanda	Ulverstone
DRY, David	Ulverstone
FULLER, Cheryl	Penguin
HAINES, Ken	Ulverstone
HOWARD, Gerry	Penguin
JONES, Tony	Heybridge
LANGHAM, Lloyd	Riana
LOWRIE, John	Ulverstone
MARSHALL, Beryl	Ulverstone
MOURITZ, Ashley	North Motton
NELL, Simon	Ulverstone
PAICE, Jon	Ulverstone
ROBERTSON, Brian	Ulverstone
SUMMERS, Jay	Penguin
THOMPSON, Gavin	Ulverstone
VANDERFEEN, Andrew	West Ulverstone
VINEY, Philip Noel	Ulverstone

Mayor – 1 candidate – no ballot required
DOWNIE, Mike Riana

Deputy Mayor – 6 candidates
BONDE, Lionel Bruce Turners Beach
DEACON, John Leith
PAICE, Jon Ulverstone
ROBERTSON, Brian Ulverstone
THOMPSON, Gavin Ulverstone
VANDERFEEN, Andrew West Ulverstone

Returning Officer Andy Brockbank
Australian Electoral Commission
1st floor Harris Building, 49 Cattle Street
Burnie 7320

Issuing places
Central Coast Council Offices
19 King Edward Street Ulverstone
Service Centre 78 Main Road Penguin
(Wednesday to Friday only)

Central Highlands Council

Enrolment – 2 756

4 Councillors – 8 candidates

DOWNIE, Andrew	Gretna
EDWARDS, Chrissie	Flintstone
FLINT, Deirdre	Hollow Tree
GRAHAM, Rodney L	Osterley
HERBERT, Geoff	Bothwell
HONNER, Julie Annette	Miena
ORR, Ken	Bradsy Lake
TRIFFITT, Loueen (Lou)	Hamilton

Mayor – 2 candidates
FLINT, Deirdre Hollow Tree
MONKS, Janet Bothwell

Deputy Mayor – 2 candidates
BOWDEN, Richard Bothwell
BURKE, Lyn Hamilton

Returning Officer Maree Ward
Australian Electoral Commission
2nd floor AMP Building, 86 Collins Street
Hobart 7000

Issuing place
Central Highlands Council Offices
Tarleton Street Hamilton

Circular Head Council

Enrolment – 5 721

6 Councillors* – 10 candidates

ARNOLD, Lesley	Smithton
BERECHREE, T J	Smithton
BISHOP, Mark	Stanley
FLOWERS, Rodney	Marrawah
GREY, Heather	Marrawah
OLDAKER, John Henry	Togari
SCHOENMAKER, Wendy Marilyn	Smithton
SPINKS, Trevor	Smithton
SUTTON, Dan	Cowrie Point
WOODWARD, David John	Smithton

Mayor – 2 candidates
QUILLIAM, Daryl Smithton
SCHOENMAKER, Wendy Marilyn Smithton

Deputy Mayor – 2 candidates
MURRELL, Jeanie Smithton
OLDAKER, John Henry Togari

Returning Officer Andy Brockbank
Australian Electoral Commission
1st floor Harris Building, 49 Cattle Street
Burnie 7320

Issuing place
Circular Head Council Offices
33 Goldie Street Smithton

Clarence City Council

Enrolment – 37 517

6 Councillors (Aldermen) – 13 candidates

COOPER, Peter	Bellerive
CUSICK, Don	Rose Bay
EDDINGTON, David	Richmond
EVANS, Beverley	Lenah Valley
JACKSON, David	Bellerive
JAMES, Richard	Lindisfarne
KEANE, Greg	Rokeby
PEART, Kim	Montagu Bay
PEERS, John	Rose Bay
SNOWDEN, Dianne	Richmond
TRAYNOR, David	Cremorne
von BERTOUCHE, Sharyn	Sandford
WILLINK, Jurriaan	Acton Park

Mayor – 2 candidates
CAMPBELL, Jock Sandford
COOPER, Peter Bellerive

Deputy Mayor – 7 candidates
CHIPMAN, Doug Bellerive
EVANS, Beverley Lenah Valley
JAMES, Richard Lindisfarne
McMANUS, Martin Lindisfarne
MULDER, Tony Bellerive
PEERS, John Rose Bay
TRAYNOR, David Cremorne

Returning Officer Greg Richardson
Australian Electoral Commission
2nd floor AMP Building, 86 Collins Street
Hobart 7000

Issuing place
Clarence City Council Chambers
38 Bligh Street Rosny Park

Derwent Valley Council

Enrolment – 6 688

5 Councillors – 10 candidates

BROMFIELD, Judy	New Norfolk
COWLEY, Dane	New Norfolk
ELLIOTT, James (Jim)	New Norfolk
EVANS, Martyn	Magra
FARRELL, Craig	New Norfolk
GRAHAM, James	New Norfolk
MOLAN, Narelle	New Norfolk
WHITEHEAD, Jacky	New Norfolk
WILLIAMS, Ray	New Norfolk
WILSON, Nigel L	Maydena

Mayor – 2 candidates
NICHOLSON, Tony Lachlan
PARKER, Richard Lachlan

Deputy Mayor – 4 candidates
FARRELL, Craig New Norfolk
LATHEY, Barry New Norfolk
SHAW, Scott Darrell New Norfolk
WILLIAMS, Ray New Norfolk

Returning Officer Maree Ward
Australian Electoral Commission
2nd floor AMP Building, 86 Collins Street
Hobart 7000

Issuing place
Derwent Valley Council Offices
Circle Street New Norfolk

Devonport City Council

Enrolment – 18 154

6 Councillors (Aldermen) – 16 candidates

BINGHAM, Rex	Devonport
BOURKE, Jonathan	Devonport
GILL, Marie	Ambleside
GOODWIN, Grant	East Devonport
HILL, Maurice Walton	Ambleside
LAYCOCK, Lynn	Devonport
McCOY, Damian	East Devonport
MARSHALL, Bob	Devonport
MILLWOOD, Andrew	Devonport
MOBBS, Eric	Miandetta
NASIUKIEWICZ, Jarrod	Devonport
PINNER, Shane	Devonport
ROCKLIFF, Annette	Spreyton
TOWNSEND, Kent	Latrobe
WHITTLE, Kerry	Spreyton
WILSON, Bill	Devonport

Mayor – 3 candidates
HOLLISTER, Peter Graham Shearwater
LAYCOCK, Lynn Devonport
WILSON, Bill Devonport

Deputy Mayor – 5 candidates
BINGHAM, Rex Devonport
COLE, Brian (Snapper) Ambleside
GOODWIN, Grant East Devonport
HILL, Maurice Walton Ambleside
KENT, Graham (GB) East Devonport

Returning Officer Andy Brockbank
Australian Electoral Commission
1st floor Harris Building, 49 Cattle Street
Burnie 7320

Issuing place
Devonport City Council Chambers
44-48 Best Street Devonport

Dorset Council

Enrolment – 5 456

4 Councillors – 10 candidates

ARNOLD, Steven John	Bridport
JARVIS, Barry	Bridport
MILLWOOD, Donna M	Bridport
PROBERT, Jill	Gladstone
RANSOM, Thomas	Bridport
RATTRAY, Heath	Winnaleah
REYNOLDS, Mervyn	Scottsdale
SMITH, Dean	Bridport
WIGHTMAN, Brian	Bridport
WILLIAMS, John	Legenwood

Mayor – 2 candidates
HALL, Max Scottsdale
PARTRIDGE, Peter W Scottsdale

Deputy Mayor – 1 candidate – no ballot required
THORNE, Yvonne R Derby

Returning Officer Davin Foulkes
Australian Electoral Commission
Ground floor 87 George Street
Launceston 7250

Issuing place
Dorset Council Offices
3 Ellenor Street Scottsdale

Your council vote counts.

2007 LOCAL GOVERNMENT ELECTIONS

The candidates.

Flinders Council

Enrolment – 774

4 Councillors – 5 candidates

BUTLER, Daryl Palana
COBHAM, Marc Emita
COX, Carol Denise Lady Barron
GRIMSHAW, Michael Lackrana
STACKHOUSE, Alan Lackrana

Mayor – 2 candidates

COX, Carol Denise Lady Barron
KLUG, Terence George Lackrana

Deputy Mayor – 1 candidate – no ballot required
WHEATLEY, Margaret Killiecrankie

Returning Officer Davin Foulkes

Australian Electoral Commission
Ground floor 87 George Street
Launceston 7250

Issuing place

Flinders Council Offices
4 Davies Street Whitemark

George Town Council

Enrolment – 5 035

5 Councillors – 13 candidates

ARCHER, Lawrence George Town
BARWICK, Heather Jean Mount Direction
BRODIE, Rosemary George Town
BURT, Doug George Town
ERNST, Andreas Hillwood
NEILSEN, Graeme George Town
PARISH, Tim Low Head
PARSELL, Peter George Town
RUSSACK, Allan George Town
TAYLOR, Andrew Charles George Town
WELSH, Jim George Town
WIDDOWSON, John George Town
WIENER, Sven Legana

Mayor – 3 candidates

BARWICK, Heather Jean Mount Direction
BURT, Doug George Town
WELSH, Jim George Town

Deputy Mayor – 2 candidates

CORY, Tim George Town
TAYLOR, Andrew Charles George Town

Returning Officer Davin Foulkes

Australian Electoral Commission
Ground floor 87 George Street
Launceston 7250

Issuing place

George Town Council Chambers
16-18 Anne Street George Town

Glamorgan - Spring Bay Council

Enrolment – 4 146

5 Councillors* – 8 candidates

ARNOL, Cheryl Orford
BACON, Jan Swansea
CADART, Bertrand Bicheno
CAMERON, Lisa Triabunna
CLARK, Russell Vivian Triabunna
DYKE, Suzanne Patricia Little Swanport
PARKER, Richard Triabunna
WHITTON, Geoff Orford

Mayor – 3 candidates

ARNOL, Cheryl Orford
CADART, Bertrand Bicheno
HARRIS, Howard Little Swanport

Deputy Mayor – 1 candidate – no ballot required
CRAWFORD, Jenifer Dolphin Sands

Returning Officer David Molnar

Australian Electoral Commission
2nd floor AMP Building, 86 Collins Street
Hobart 7000

Issuing place

Glamorgan-Spring Bay Council Chambers
Vicary Street Triabunna

If you are an eligible elector, you will receive a **postal ballot pack** in your letterbox from Tuesday 16 October to Friday 19 October 2007. The postal ballot pack will contain:

- Ballot paper/s
- Voting instructions and candidate statements
- A ballot paper envelope *This envelope must be signed to ensure ballot security*
- A reply-paid envelope *Voting won't even cost a stamp*

Glenorchy City Council

Enrolment – 31 872

6 Councillors (Aldermen) – 14 candidates

BRANCH, Jennifer Claremont
CORBY, Marrette West Moonah
DERMODY, Jackie Claremont
DUNSBY, Jan Claremont
JONES, Nigel John Claremont
KING, Steven Lenah Valley
LOWRIE, Richard Kenneth Sandy Bay
LUCAS, Christine Granton
MAGINNIS, Jacquie Glenorchy
NIELSEN, Haydyn West Moonah
POWELL, Michael West Moonah
TAYLOR, Adriana J Collinsvale
VERVAART, Bob Glenorchy
WALKER, Jean Berriedale

Mayor – 2 candidates

TAYLOR, Adriana J Collinsvale
VERVAART, Bob Glenorchy

Deputy Mayor – 2 candidates

MANSON, Jim Berriedale
SLADE, Stuart Berriedale

Returning Officer David Molnar

Australian Electoral Commission
2nd floor AMP Building, 86 Collins Street
Hobart 7000

Issuing place

Glenorchy City Council Offices
374 Main Road Glenorchy

Hobart City Council

Enrolment – 35 969

6 Councillors (Aldermen) – 16 candidates

ARCHER, Elise Tolmans Hill
ARCHER, Lyn Sandy Bay
BRISCOE, Jeff Hobart
CHRISTIE, Ron North Hobart
COCKER, Philip Dynnyrne
DONNELLY, Peter Charles Sandy Bay
FOLEY, Leo Lenah Valley
FORCE, Rod Sandy Bay
HARVEY, Bill Sandy Bay
HAYES, Eric Sandy Bay
PEREY, Elizabeth Mount Stuart
PETERSON, Corey West Hobart
RUZICKA, Eva Fern Tree
SHEA, Mike Battery Point
SMITH, T J Battery Point
WINTER, Gary Mount Nelson

Lord Mayor – 2 candidates

BRISCOE, Jeff Hobart
VALENTINE, Rob New Town

Deputy Lord Mayor – 6 candidates

ARCHER, Lyn Sandy Bay
BURNET, Helen North Hobart
CHRISTIE, Ron North Hobart
HAYES, Eric Sandy Bay
RUZICKA, Eva Fern Tree
ZUCCO, Marti Geilston Bay

ELECTOR POLL

An elector poll will be conducted in conjunction with this election. Electors will be asked to answer 'yes' or 'no' to the following questions:

- Do you agree with the process used to assess the proposed pulp mill in the Tamar Valley?
- Do you agree with the type of pulp manufacture proposed?
- Do you agree with the location of a pulp mill of the proposed type in the Tamar Valley?

Returning Officer Maree Ward

Australian Electoral Commission
2nd floor AMP Building, 86 Collins Street
Hobart 7000

Issuing place

Australian Electoral Commission
2nd floor AMP Building 86 Collins Street Hobart

Huon Valley Council

Enrolment – 10 544

4 Councillors – 10 candidates

ARMSTRONG, Robert Cygnet
BURLING, Adam Lucaston
CUTHBERTSON, Heather Glen Huon
DOYLE, Gary Dover
GASH, Liam Ranelagh
GRIGGS, Tim North Franklin
PAGE, Karen Huonville
PAUL, Ian Judbury
SMITH, Liz Cygnet
THIESSSEN, Charmagne Dover

Mayor – 2 candidates

ARMSTRONG, Robert Cygnet
WILSON, Mike Castle Forbes Bay

Deputy Mayor – 3 candidates

DILLON, Laurie Geeveston
HERON, Bruce Grove
SMITH, Liz Cygnet

Returning Officer Maree Ward

Australian Electoral Commission
2nd floor AMP Building, 86 Collins Street
Hobart 7000

Issuing place

Huon Valley Council Public Office
40 Main Street Huonville

Kentish Council

Enrolment – 4 256

8 Councillors*** – 21 candidates

BAKOWSKI, Mark Sheffield
BLENKHORN, Rodney James Raiton
BROWN, Gordon Sheffield
CAMPBELL, Peter Raiton
HARCOURT-WHITE, Robert William Staverton
HIBBLE, Dave Raiton
HILL, Andrew Wilmot
INDER, Brian Ernest Promised Land
KEDDIE, Andrew Sheffield
LANE, Penny Barrington
MADDICK, Newton Nook
ROGERS, Nicole Roland
ROOTES, Jan Roland
TAYLOR, Mike Sheffield
THWAITES, Don Paradise
VINNICOMBE, Martin Sheffield
WALKER, Coralanne Sheffield
WHITBREAD, Waine Wilmot
WILLOCK, Annie Lorinna
WILSON, Tim Sheffield
WILSON, Wayne Raiton

Mayor – 2 candidates

KEDDIE, Andrew Sheffield
THWAITES, Don Paradise

Deputy Mayor – 2 candidates

DEVERELL, John Sheffield
WILLOCK, Annie Lorinna

Returning Officer Andy Brockbank

Australian Electoral Commission
1st floor Harris Building, 49 Cattley Street
Burnie 7320

Issuing place

Kentish Council Chambers
High Street Sheffield

King Island Council

Enrolment – 1 305

4 Councillors – 6 candidates

BANFIELD, Roger Grassy
BREWSTER, John Yambacoon
CASTLETON, Peter Wickham
CONLEY, Royce Lymwood
HASSING, Bernard Hilton Currie
YOUNG, Peter Mervyn Currie

Mayor – 1 candidate – no ballot required

ARNOLD, Charles Nugara

Deputy Mayor – 1 candidate – no ballot required

BARRATT, Greg Pegarrah

Returning Officer Andy Brockbank

Australian Electoral Commission
1st floor Harris Building, 49 Cattley Street
Burnie 7320

Issuing place

King Island Council Offices
George Street Currie

Kingborough Council

Enrolment – 23 161

6 Councillors – 14 candidates

BUCHAN, Fiona Kingston Beach
BUSH, Julian Bruny Island
CORDOVER, Michael Allens Rivulet
DONNELL-WALES, Daniela Kingston
FOX, Flora Howden
GOULD, Wayne Kettering
HANSSON, Rod Kingston
JAMES, Peter Kingston
LINDSAY, Peter Margate
McGINNIS, Roger Kingston
PASTOOR, Erick Kingston
RICKARDS, Mark Kingston
ROWCROFT, Neil Kingston
SOMMERVILLE, Donna Blackmans Bay

Mayor – 2 candidates

BURY, Graham Tinderbox
GRACE, David Coningham

Deputy Mayor – 6 candidates

BUCHAN, Fiona Kingston Beach
CHATTERTON, Paul Blackmans Bay
FOX, Flora Howden
HIGGINS, Michele Birchs Bay
McGINNIS, Roger Kingston
WASS, Steve Blackmans Bay

Returning Officer Greg Richardson

Australian Electoral Commission
2nd floor AMP Building, 86 Collins Street
Hobart 7000

Issuing place

Kingborough Civic Centre
15 Channel Highway Kingston

Latrobe Council

Enrolment – 6 734

5 Councillors – 6 candidates

GAFFNEY, Michael Latrobe
PERKINS, John Latrobe
ROCKLIFF, Rick Sassafras
SIMS, Garry Steven Wesley Vale
STUART, Lynette D Shearwater
WATCHMAN, Jacqueline Anne Latrobe

Mayor – 1 candidate – no ballot required

GAFFNEY, Michael Latrobe

Deputy Mayor – 1 candidate – no ballot required

ROCKLIFF, Rick Sassafras

Returning Officer Andy Brockbank

Australian Electoral Commission
1st floor Harris Building, 49 Cattley Street
Burnie 7320

Issuing place

Latrobe Council Chambers
170 Gilbert Street Latrobe

Your council vote counts.

2007 LOCAL GOVERNMENT ELECTIONS

The candidates.

Launceston City Council

Enrolment – 45 717
7 Councillors* (Aldermen) – 13 candidates
 BALL, Jeremy Trevallyn
 BLACKMAN, Reginald Launceston
 BRADY, Thane Launceston
 COLE, Martin Launceston
 DEAN, Ivan Newstead
 GEORGE, Graeme Launceston
 GIBSON, Danny South Launceston
 JONES, David Nunamara
 NORTON, Ian Underwood
 NOTT, Frank Newstead
 PECK, Tony Norwood
 SHIPP, Ray Newnham
 WADDLE, Annette Nunamara
Mayor – 3 candidates
 DEAN, Ivan Newstead
 SANDS, Ted Kings Meadows
 van ZETTEN, Albert Launceston
Deputy Mayor – 3 candidates
 ARMITAGE, Rosemary St Leonards
 MCKENDRICK, Robin Norwood
 NOTT, Frank Newstead

Returning Officer Suzie Rogers
 Australian Electoral Commission
 Ground floor 87 George Street
 Launceston 7250

Issuing place
 Launceston City Council Chambers
 Customer Service Centre
 Town Hall 118-28 St John Street Launceston

Meander Valley Council

Enrolment – 13 586
4 Councillors* – 9 candidates
 FELLOWS, Geoff Westbury
 HOWARD, Ian Reedy Marsh
 KNOWLES, Kevin Western Creek
 LINGER, Rodney Caveside
 NOWELL, Elizabeth Westbury
 PERKINS-SHAW, Sallie Deloraine
 PORTER, Carl Exton
 SHELTON, Mark Bracknell
 SYNFIELD, Rodney Western Creek
Mayor – 2 candidates
 RICHARDSON, Bob Westbury
 SHELTON, Mark Bracknell
Deputy Mayor – 4 candidates
 FROST, Pat Westbury
 JOHNSTONE, Ray Prospect Vale
 KELLY, Michael Deloraine
 LOONE, Bob Chudleigh

Returning Officer Davin Foulkes
 Australian Electoral Commission
 Ground floor 87 George Street
 Launceston 7250

Issuing place
 Meander Valley Council Offices
 26 Lyall Street Westbury

Northern Midlands Council

Enrolment – 8 994
4 Councillors – 9 candidates
 CADOGAN-COWPER, Geoff Ross
 CALVERT, Andrew Longford
 CHUGG, Bill Campbell Town
 COX, Jamie Longford
 GEEVES, Michael Perth
 GOSS, Richard Longford
 GREY, Carol Avoca
 LAMBERT, Janet Devon Hills
 POLLEY, Kim Longford
Mayor – 1 candidate – no ballot required
 POLLEY, Kim Longford
Deputy Mayor – 2 candidates
 CARINS, Jeff Longford
 DOWNIE, David Epping Forest
Returning Officer Davin Foulkes
 Australian Electoral Commission
 Ground floor 87 George Street
 Launceston 7250
Issuing place
 Northern Midlands Council Offices
 13 Smith Street Longford

Sorell Council

Enrolment – 9 015
5 Councillors – 7 candidates
 CUATT, Lisa Bream Creek
 DEAN, Bryan Midway Point
 DUNBABIN, James F. Bream Creek
 EVANS, Graeme Sorell
 McDONALD, Brett Primrose Sands
 THE DUKE OF AVRAM, John Sorell
 YOUNG, Judy Dunalley
Mayor – 3 candidates
 PURDON, Mike Sorell
 THE DUKE OF AVRAM, John Sorell
 TORENIUS, Carmel Forcett
Deputy Mayor – 1 candidate – no ballot required
 EVANS, Graeme Sorell
Returning Officer David Molnar
 Australian Electoral Commission
 2nd floor AMP Building, 86 Collins Street
 Hobart 7000
Issuing place
 Sorell Municipal Offices
 12 Somerville Street Sorell

Southern Midlands Council

Enrolment – 4 191
4 Councillors – 6 candidates
 BEVEN, Colin John Campania
 CAMPBELL, Bob Andover
 FISH, Donald Frank Andover
 JONES, Mark Oatlands
 SCOTT, Helen Margaret Woodsdale
 WILLIAMS, Russell Mangalore
Mayor – 1 candidate – no ballot required
 BISDEE, Tony Melton Mowbray
Deputy Mayor – 1 candidate – no ballot required
 SCOTT, Helen Margaret Woodsdale
Returning Officer David Molnar
 Australian Electoral Commission
 2nd floor AMP Building, 86 Collins Street
 Hobart 7000
Issuing place
 Southern Midlands Council Offices
 71 High Street Oatlands

Tasman Council

Enrolment – 2 252
5 Councillors – 11 candidates
 ALEXANDER, Gary Nubeena
 BRIGGS, Allen Lloyd Port Arthur
 EWINS, Beverley White Beach
 FAZACKERLEY, Joan Nubeena
 FENERTY, Pam Eaglehawk Neck
 FORSTER, John E White Beach
 LYNE, Wally Port Arthur
 MERMET, Denis Andre Port Arthur
 MOSER, Dave Eaglehawk Neck
 NOYE, James Premaydena
 SKEGGS, Glenn John White Beach
Mayor – 2 candidates
 BARWICK, Jan Elizabeth White Beach
 SELF, Roger J Eaglehawk Neck
Deputy Mayor – 2 candidates
 ALEXANDER, Gary Nubeena
 HEYWARD, Roseanne Koonya
Returning Officer David Molnar
 Australian Electoral Commission
 2nd floor AMP Building, 86 Collins Street
 Hobart 7000
Issuing place
 Tasman Council Chambers
 1713 Main Road Nubeena



Don't sit still!

Make sure your vote is received by 10am on Tuesday 30 October 2007 when polling officially closes.
Vote and return your ballot paper straight away!
 Don't delay – late votes can't be counted.

Waratah-Wynyard Council

Enrolment – 10 088
5 Councillors – 6 candidates
 BRAMICH, Gary Wynyard
 DONOGHUE, Brett Wynyard
 FRIEDERSDORFF, Alwyn Wynyard
 HYLAND, Kevin Wynyard
 PENDLEBURY, Vaughan Wynyard
 RANSLY, A Francis Wynyard
Mayor – 1 candidate – no ballot required
 HYLAND, Kevin Wynyard
Deputy Mayor – 5 candidates
 FAIRBROTHER, Darren Boat Harbour
 FRIEDERSDORFF, Alwyn Wynyard
 MOORE, David Somerset
 RANSLY, A Francis Wynyard
 WALSH, Robert William (Robby) Wynyard
Returning Officer Andy Brockbank
 Australian Electoral Commission
 1st floor Harris Building, 49 Cattley Street
 Burnie 7320
Issuing place
 Waratah-Wynyard Council Offices
 21 Saunders Street Wynyard

West Coast Council

Enrolment – 3 444
5 Councillors* – 7 candidates
 GERRITY, Darryl Strahan
 GILES, Ross Strahan
 HAMILL, Miriam Strahan
 HEPHER, John Queenstown
 McKAY, Lewis (Shakey) Tullah
 MEDWIN, Al Rosebery
 ROSE, Allen Zeehan
Mayor – 1 candidate – no ballot required
 GERRITY, Darryl Strahan
Deputy Mayor – 3 candidates
 EL-SAID, Mo Queenstown
 MEDWIN, Al Rosebery
 VICKERS, Ted Zeehan
Returning Officer Andy Brockbank
 Australian Electoral Commission
 1st floor Harris Building, 49 Cattley Street
 Burnie 7320
Issuing place
 West Coast Council Offices
 100 Main Street Zeehan

West Tamar Council

Enrolment – 15 529
5 Councillors – 14 candidates
 COCHRANE, Robin Clarence Point
 CORBETT, Kim Legana
 DICKINSON, Geoff (Dicko) Beauty Point
 EASTHER, Barry Maxwell Sidmouth
 GULSON, Julia Beaconsfield
 PRICE, Mark Bradley Riverside
 ROACH, Trevor William Rosevears
 RONEY, Tony Riverside
 ROSS, Estelle Riverside
 SHEGOG, Rick Riverside
 STEVENS, Karl Beaconsfield
 STONE, Rodney George Exeter
 TYSON, Viv Robigana
 WAINARSKI, Tim Legana
Mayor – 1 candidate – no ballot required
 EASTHER, Barry Maxwell Sidmouth
Deputy Mayor – 2 candidates
 BURR, Max Legana
 KEARNEY, Peter Exeter
Returning Officer Davin Foulkes
 Australian Electoral Commission
 Ground floor 87 George Street
 Launceston 7250
Issuing places
 West Tamar Council Offices
 West Street Beaconsfield
 Eden Street Riverside

Queries?

If you don't get a postal ballot pack by Friday 19 October or if you have difficulty in voting

Call 1800 801 701

We will be pleased to help, or you may apply and vote at an issuing place listed for your council. Issuing places will be open during business hours from Tuesday 16 October to 10am Tuesday 30 October 2007.

Your council vote counts.

2007 LOCAL GOVERNMENT ELECTIONS

Bruce Taylor
 ELECTORAL COMMISSIONER
 4 October 2007



Sit. Stay. Vote.

Local government elections are your chance to have a say on all the services your council provides.

Sit down and carefully consider your vote. **Stay** – you can vote from home.

Vote by returning your completed postal ballot in the reply-paid envelope provided.

Don't delay. Complete and post your vote right away. **Call 1800 801 701** if your ballot pack hasn't arrived, or if you have any queries.

Your council vote counts.

2007 LOCAL GOVERNMENT ELECTIONS

Level 2 Telstra Centre 70 Collins St (GPO Box 300) Hobart Tas 7001 Phone 1800 801 701 or (03) 6233 2000 Fax (03) 6224 0217 ballot.box@electoral.tas.gov.au www.electoral.tas.gov.au



Better get a move on!

Don't leave it to the last minute – make sure your postal vote is in.
If your ballot pack hasn't arrived, **call 1800 801 701.**

Your council vote counts.

2007 LOCAL GOVERNMENT ELECTIONS

Level 2 Telstra Centre 70 Collins St (GPO Box 300) Hobart Tas 7001 Phone 1800 801 701 or (03) 6233 2000 Fax (03) 6224 0217 ballot.box@electoral.tas.gov.au www.electoral.tas.gov.au



Hurry! Time is slipping away!

So don't delay – post your vote today! **Queries? Call 1800 801 701.**

Your council vote counts.

2007 LOCAL GOVERNMENT ELECTIONS

Level 2 Telstra Centre 70 Collins St (GPO Box 300) Hobart Tas 7001 Phone 1800 801 701 or (03) 6233 2000 Fax (03) 6224 0217 ballot.box@electoral.tas.gov.au www.electoral.tas.gov.au




Don't leave it too late!

Get a move on – post your vote today. **Queries? Call 1800 801 701.**

Your council vote counts.

2007 LOCAL GOVERNMENT ELECTIONS

Level 2 Telstra Centre 70 Collins St (GPO Box 300) Hobart Tas 7001 Phone 1800 801 701 or (03) 6233 2000 Fax (03) 6224 0217 ballot.box@electoral.tas.gov.au www.electoral.tas.gov.au



You're running out of time...

There's one more important thing to do this weekend – vote in the local government elections! But your time is almost up. Postal votes have to be received by 10am **THIS TUESDAY**. So hurry! **Queries? Call 1800 801 701.**

Your council vote counts.

2007 LOCAL GOVERNMENT ELECTIONS

Level 2 Telstra Centre 70 Collins St (GPO Box 300) Hobart Tas 7001 Phone 1800 801 701 or (03) 6233 2000 Fax (03) 6224 0217 ballot.box@electoral.tas.gov.au www.electoral.tas.gov.au



Move quickly! Only one day left!

Time is almost up to vote in the local government elections. So hurry – you need to post your vote by 6pm today. Mail clearance time may be earlier in non-metro areas. If you miss out, take your vote to your council or electoral office by 10am tomorrow. **Queries? Call 1800 801 701.**

Your council vote counts.

2007 LOCAL GOVERNMENT ELECTIONS

Level 2 Telstra Centre 70 Collins St (GPO Box 300) Hobart Tas 7001 Phone 1800 801 701 or (03) 6233 2000 Fax (03) 6224 0217 ballot.box@electoral.tas.gov.au www.electoral.tas.gov.au



Drop it!

It's too late to post your vote for the local government elections, but you can take it to your council or electoral office by 10am today. It's your last chance to have a say on all the services your council provides. Don't miss out. **Queries? Call 1800 801 701.**

Your council vote counts.

2007 LOCAL GOVERNMENT ELECTIONS



Certificates of election

The 'certificates of election' are published in accordance with section 304(2) of the *Local Government Act 1993*. Postal voting for the 2007 local government elections closed at 10am on Tuesday 30 October 2007.

The Returning Officers appointed for the 29 councils shown have declared the candidates listed as elected to the office of Councillor, Lord Mayor, Mayor, Deputy Lord Mayor and Deputy Mayor respectively. Councillors are listed in the order of their election.

Councillors are elected for a period of 4 years, unless shown with an asterisk (*) to indicate that they have been elected to fill a casual vacancy for a period of 2 years. Mayors and Deputy Mayors are elected for a period of 2 years.

Break O'Day Council

4 Councillors
Robert LEGGE
Margaret OSBORNE
John WARREN
Reon JOHNS
Mayor Robert LEGGE
Deputy Mayor Margaret OSBORNE
Returning Officer
Davin Foulkes – 1 November 2007

Brighton Council

5 Councillors
Geoff TAYLOR
Barbara CURRAN
Peter GEARD
Moya JEFFRIES
Wayne GARLICK*
Mayor Tony FOSTER
Deputy Mayor Geoff TAYLOR
Returning Officer
Maree Ward – 1 November 2007

Burnie City Council

5 Councillors (Aldermen)
Alwyn BOYD
John MUNRO
Colin WINTER
Steve GREEN
Robert BENTLEY*
Mayor Alwyn BOYD
Deputy Mayor Anita DOW
Returning Officer
Andy Brockbank – 1 November 2007

Central Coast Council

7 Councillors
Brian ROBERTSON
John DEACON
Cheryl FULLER
David DRY
Ken HAINES
Lionel Bruce BONDE
Gerry HOWARD*
Mayor Mike DOWNE
Deputy Mayor Brian ROBERTSON
Returning Officer
Andy Brockbank – 3 November 2007

Central Highlands Council

4 Councillors
Deirdre FLINT
Andrew DOWNE
Geoff HERBERT
Louise (Lou) TRIFFITT
Mayor Deirdre FLINT
Deputy Mayor Richard BOWDEN
Returning Officer
Maree Ward – 1 November 2007

Circular Head Council

6 Councillors
Wendy Marilyn SCHOENMAKER
John Henry OLDAKER
Trevor SPINKS
Heather GREY
T J BERECHREE
David John WOODWARD*
Mayor Daryl QUILLIAM
Deputy Mayor Jeanie MURRELL
Returning Officer
Andy Brockbank – 1 November 2007

Clarence City Council

6 Councillors (Aldermen)
Richard JAMES
John PEERS
Peter COOPER
Don CUSICK
Sharyn von BERTOUCH
David TRAYNOR
Mayor Jock CAMPBELL
Deputy Mayor Doug CHIPMAN
Returning Officer
Greg Richardson – 1 November 2007

Derwent Valley Council

5 Councillors
Craig FARRELL
Martyr EVANS
Judy BROMFIELD
Narelle MOLAN
James (Jim) ELLIOTT
Mayor Tony NICHOLSON
Deputy Mayor Scott Darrell SHAW
Returning Officer
Maree Ward – 1 November 2007

Devonport City Council

6 Councillors (Aldermen)
Lynn LAYCOCK
Bill WILSON
Maurice Walton HILL
Annette ROCKLIFF
Jarrod NASIUKIEWICZ
Grant GOODWIN
Mayor Lynn LAYCOCK
Deputy Mayor Maurice Walton HILL
Returning Officer
Rod Huskins – 2 November 2007

Dorset Council

4 Councillors
Heath RATTRAY
Steven John ARNOLD
Thomas RANSOM
Barry JARVIS
Mayor Peter W PARTIDGE
Deputy Mayor Vonne R THORNE
Returning Officer
Davin Foulkes – 1 November 2007

Flinders Council

4 Councillors
Carol Denise COX
Michael GRIMSHAW
Alan STACKHOUSE
Marc COBHAM
Mayor Carol Denise COX
Deputy Mayor Margaret WHEATLEY
Returning Officer
Davin Foulkes – 1 November 2007

George Town Council

5 Councillors
Doug BURT
Heather Jean BARWICK
John WIDDOWSON
Graeme NEILSEN
Tim PARISH
Mayor Doug BURT
Deputy Mayor Andrew Charles TAYLOR
Mr Taylor is unable to accept the position of deputy mayor as he was not elected as a councillor.
Returning Officer
Davin Foulkes – 1 November 2007

Glamorgan-Spring Bay Council

5 Councillors
Cheryl ARNOL
Bertrand CADART
Richard PARKER
Geoff WHITTON
Jan BACON*
Mayor Bertrand CADART
Deputy Mayor Jenifer CRAWFORD
Returning Officer
David Molnar – 2 November 2007

Glenorchy City Council

6 Councillors (Aldermen)
Adriana J TAYLOR
Bob VERVAART
Haydyn NIELSEN
Christine LUCAS
Jennifer BRANCH
Richard Kenneth LOWRIE
Mayor Adriana J TAYLOR
Deputy Mayor Jim MANSON
Returning Officer
David Molnar – 2 November 2007

Hobart City Council

6 Councillors (Aldermen)
Philip COCKER
Eva RUZICKA
Jeff BRISCOE
Elise ARCHER
Bill HARVEY
Ron CHRISTIE
Lord Mayor Rob VALENTINE
Deputy Lord Mayor Eva RUZICKA

Elector Poll
Electors were asked to answer 'yes' or 'no' to the following questions. Formal votes received were as follows:
Do you agree with the process used to assess the proposed pulp mill in the Tamar Valley?
Yes 4,320 24.11%
No 13,601 75.89%
Do you agree with the type of pulp manufacture proposed?
Yes 5,853 33.23%
No 11,758 66.77%
Do you agree with the location of a pulp mill of the proposed type in the Tamar Valley?
Yes 4,282 24.05%
No 13,525 75.95%
Returning Officer
Maree Ward – 1 November 2007

Huon Valley Council

4 Councillors
Robert ARMSTRONG
Liz SMITH
Ian PAUL
Gary DOYLE
Mayor Robert ARMSTRONG
Deputy Mayor Laurie DILLON
Returning Officer
Maree Ward – 1 November 2007

Kentish Council

8 Councillors
Don THWAITES
Andrew KEDDIE
Peter CAMPBELL
Penny LANE
Annie WILLOCK
Jan ROOTES*
Tim WILSON*
Coralanne WALKER*
Mayor Don THWAITES
Deputy Mayor John DEVERELL
Returning Officer
Rod Huskins – 2 November 2007

King Island Council

4 Councillors
Peter CASTLETON
Royce CONLEY
John BREWSTER
Bernard Hilton HASSING
Mayor Charles ARNOLD
Deputy Mayor Greg BARRATT
Returning Officer
Andy Brockbank – 1 November 2007

Kingborough Council

6 Councillors
Roger McGINNIS
Flora FOX
Julian BUSH
Fiona BUCHAN
Peter LINDSAY
Donna SOMMERVILLE
Mayor Graham BURY
Deputy Mayor Steve WASS
Returning Officer
Greg Richardson – 1 November 2007

Latrobe Council

5 Councillors
Michael GAFFNEY
Rick ROCKLIFF
Garry Steven SIMS
Lynette D STUART
John PERKINS
Mayor Michael GAFFNEY
Deputy Mayor Rick ROCKLIFF
Returning Officer
Rod Huskins – 2 November 2007

Launceston City Council

7 Councillors (Aldermen)
Ivan DEAN
Jeremy BALL
Annette WADDLE
Frank NOTT
Tony PECK
Ray SHIPP
Ian NORTON*
Mayor Albert van ZETTEN
Deputy Mayor Rosemary ARMITAGE
Returning Officer
Suzie Rogers – 2 November 2007

Meander Valley Council

4 Councillors
Mark SHELTON
Geoff FELLOWS
Ian HOWARD
Elizabeth NOWELL
Mayor Mark SHELTON
Deputy Mayor Bob LOONE
Returning Officer
Davin Foulkes – 1 November 2007

Northern Midlands Council

4 Councillors
Kim POLLEY
Andrew CALVERT
Michael GEEVES
Richard GOSS
Mayor Kim POLLEY
Deputy Mayor David DOWNIE
Returning Officer
Davin Foulkes – 1 November 2007

Sorell Council

5 Councillors
James F DUNBABIN
Brett McDONALD
Graeme EVANS
Judy YOUNG
Bryan DEAN
Mayor Carmel TORENIUS
Deputy Mayor Graeme EVANS
Returning Officer
David Molnar – 2 November 2007

Southern Midlands Council

4 Councillors
Mark JONES
Helen Margaret SCOTT
Donald Frank FISH
Colin John BEVEN
Mayor Tony BISDEE
Deputy Mayor Helen Margaret SCOTT
Returning Officer
David Molnar – 2 November 2007

Tasman Council

5 Councillors
Joan FAZACKERLEY
Glenn John SKEGGS
Dave MOSER
Gary ALEXANDER
Allen Lloyd BRIGGS
Mayor Ian Elizabeth BARWICK
Deputy Mayor Roseanne HEYWARD
Returning Officer
David Molnar – 2 November 2007

Waratah-Wynyard Council

5 Councillors
Kevin HYLAND
Alwyn FRIEDERSDORFF
Gary BRAMICH
A Francis RANSLERY
Vaughan PENDLEBURY
Mayor Kevin HYLAND
Deputy Mayor Robert William (Robby) WALSH
Returning Officer
Andy Brockbank – 8 November 2007

West Coast Council

5 Councillors
Darryl GERRITY
Miriam HAMILL
Al MEDWIN
Ross GILES
Lewis (Shakey) McKAY*
Mayor Darryl GERRITY
Deputy Mayor Al MEDWIN
Returning Officer
Andy Brockbank – 1 November 2007

West Tamar Council

5 Councillors
Barry Maxwell EASTHER
Karl STEVENS
Rick SHEGOG
Trevor William ROACH
Viv TYSON
Mayor Barry Maxwell EASTHER
Deputy Mayor Peter KEARNEY
Returning Officer
Davin Foulkes – 1 November 2007

Your council vote counts.

2007 LOCAL GOVERNMENT ELECTIONS

I would like to pass on my thanks to all staff involved with counting the votes, my colleagues at the Australian Electoral Commission and my staff at the Tasmanian Electoral Commission for the high standard of work under very intense pressure.

Bruce Taylor *ELECTORAL COMMISSIONER* 10 November 2007

Level 2 Telstra Centre 70 Collins Street (GPO Box 300) Hobart Tasmania 7001 Call 1800 801 701 or (03) 6233 2000
Fax (03) 6224 0217 ballot.box@electoral.tas.gov.au Visit us at www.electoral.tas.gov.au

